



Club Health Assessment for District 12 L through August 2025

			Status	Membership						Reports				Finance	LCIF	
Club Number	Club Name	Charter Date	Times in Status Quo in Past 2 Years	Current Member Count **	YTD Members Added	YTD Members Dropped	YTD Net Growth% ***	Member Count 1 Year Ago	Dropped Members Avg.Length of Service	Months Since Membership Update	Current Officers Reported ****	Current President Repeated Term	VP Reported *****	Last Date Reported Service (mm/yyyy)	Account Balance	YTD Donations
Clubs less than two years old																
181988	Dyersburg	05/16/2025	Active	23	3	0	15.00%	0		0	Y	2	R	08/2025		\$40.00
Clubs more than two years old																
4864	ADAMSVILLE	11/28/1944	Active	18	0	0	0.00%	18		6	Y	3		06/2025		
107948	BARTLETT	04/02/2010	Active	23	2	0	9.52%	25		1	Y		N	08/2025		\$20.00
Exc Award (06/30/2018, 06/30/2019, 06/30/2022, 06/30/2023)																
4873	BRUCETON	08/08/1933	Active	23	0	0	0.00%	19		5	Y	12	N	02/2025		
4874	CAMDEN	01/03/1939	Active	29	2	0	7.41%	31		0	Y		N	06/2025		\$20.00
Exc Award (06/30/2024)																
4875	CHESTER COUNTY	04/10/1945	Active	34	1	0	3.03%	36		1	Y		N	01/2025		
4876	COVINGTON	11/05/1925	Active	22	1	0	4.76%	30		1	Y		N	05/2025		
4880	DYER	02/27/1942	Active(1)	12	0	0	0.00%	13		2	Y		R	05/2025		
4884	GERMANTOWN	08/07/1972	Active	22	0	1	-4.35%	26	32	1	Y		N	06/2025		
4888	HUMBOLDT	01/01/1940	Active	23	1	2	-4.17%	26	9	1	Y		N	08/2025		
4889	HUNTINGDON	07/31/1933	Active	31	2	0	6.90%	33		0	Y	3	R	08/2025		
4890	JACKSON	06/05/1937	Active	6	0	0	0.00%	10		3	Y	8		05/2025		
4891	JACKSON OLD HICKORY	05/07/1973	Active	21	2	0	10.53%	12		0	Y	3	R	08/2025		
Exc Award (06/30/2025)																
4920	LAKE COUNTY	06/23/1931	Active	23	0	0	0.00%	21		7	N		N	05/2025		
40499	LAKELAND	11/04/1981	P- Active	7	0	1	-12.50%	24	4	0	N	None		06/2025		
Exc Award (06/30/2018)																
4893	LEXINGTON	09/24/1947	Active	20	0	0	0.00%	19		5	Y		N	08/2025		
4897	MEDINA	03/21/1946	Active	23	0	0	0.00%	19		2	Y	2	N	05/2025		
4898	MEMPHIS DOWNTOWN	12/18/1916	Active	6	0	0	0.00%	5		2	Y	3	R	02/2025		
Exc Award (06/30/2024)																
128947	Memphis Hamilton Eye Institute	10/07/2016	Active	50	0	0	0.00%	43		2	Y		N	03/2025		
78297	MEMPHIS SOUTHERN COLLEGE OF OPTOMETRY	02/23/2004	Active	15	0	0	0.00%	2		5	Y		R	05/2025		
4903	MIDDLETON	02/22/1965	Active(1)	7	0	1	-12.50%	8	12	1	Y	2	R	06/2025		



Club Health Assessment for District 12 L through August 2025

			Status		Membership					Reports				Finance		LCIF		
Club Number	Club Name	Charter Date	Times in Status Quo in Past 2 Years	Current Member Count **	YTD Members Added	YTD Members Dropped	YTD Net Growth% ***	Member Count 1 Year Ago	Dropped Members Avg.Length of Service	Months Since Membership Update	Current Officers Reported ****	Current President Repeated Term	VP Reported *****	Last Date Reported Service (mm/yyyy)	Account Balance	YTD Donations		
4904	MILAN	01/02/1936	Active(1)	19	0	0	0.00%	18		10	Y	5		06/2025				
4905	MILLINGTON	02/24/1953	Active	14	1	0	7.69%	14		0	Y	11	R	06/2025				
4909	PARIS	05/11/1921	Active	53	0	0	0.00%	54		2	Y		N	05/2025				
4877	PARSONS	03/30/1938	Active	21	0	0	0.00%	18		7	Y		N	10/2024				
149157	Puryear	12/02/2021	Active	22	0	2	-8.33%	13	2	1	Y		N	08/2025		\$1,000.00		
4913	SAVANNAH	04/27/1936	Active	18	0	0	0.00%	18		4	Y	3	R	06/2025				
4914	SCOTTS HILL	03/30/1948	Active	16	0	0	0.00%	16		2	Y		N	05/2025				
4915	SELMER	10/07/1937	Active	15	0	0	0.00%	16		9	Y	12	R	03/2025				
4923	TRIMBLE	05/19/1953	Active	13	3	0	30.00%	9		2	Y	2		11/2024				
4924	TROY	04/27/1953	Active(1)	11	0	0	0.00%	9		3	Y	13	R	03/2025				
Current Total Clubs Count	YTD New Clubs Count	YTD Cancelled Clubs Count	YTD Net Club Gain	Current Total Members Count	YTD Add	YTD Drop	YTD Net Growth %	Member Count 12 Months Ago	Average Member Count Per Club	% of Clubs with less than 20 members	% No Officer Report in 12 Months	% of Clubs with balance 90+ days	Number of Clubs in Status Quo	% Status Quo Clubs in Financial Suspension	Number of Cancelled Clubs	Average Cancelled Club Age	Members Lost Due to Cancellation	% of Clubs Cancelled for Non-Financial Reasons
31	0	0	0	640	18	7	11	1.75%	605	21	45%	0%	0%	0	0%	0	0	0%

* - P - Priority Club. Cancellation Reasons: 1-Objectives/conduct, 2-Non-active club, 5-Non-existing club, 6-Disbanding, 7-Merger, 8-Financial Suspension, 9-District/Multiple District Dues.

** Red denotes below 15 active members.

*** Red denotes 20% + loss.

**** Y - all 3 (President, Secretary, Treasurer) club officers reported, N - not all 3 reported.

***** Abbreviation: N-New, IP-Immediate Past, R-Repeat.



Club Health Assessment for District 12 I through August 2025

			Status	Membership					Reports				Finance	LCIF		
Club Number	Club Name	Charter Date	Times in Status Quo in Past 2 Years	Current Member Count **	YTD Members Added	YTD Members Dropped	YTD Net Growth% ***	Member Count 1 Year Ago	Dropped Members Avg.Length of Service	Months Since Membership Update	Current Officers Reported ****	Current President Repeated Term	VP Reported *****	Last Date Reported Service (mm/yyyy)	Account Balance	YTD Donations
Clubs more than two years old																
4928	ARDMORE	12/14/1953	Active	21	0	0	0.00%	22		5	Y		N	04/2025		
4929	ASHLAND CITY	04/27/1945	Active	16	0	0	0.00%	16		4	Y	4	R	06/2023		
4930	BELFAST	07/03/1951	Active	19	0	0	0.00%	19		17	Y	2	N	04/2025		
4935	CENTERVILLE	12/14/1938	Active(1)	17	0	0	0.00%	17		16	Y	4		06/2022		
4936	CHAPEL HILL	05/31/1946	Active	77	1	0	1.32%	74		0	Y		N	08/2025		\$500.00
Exc Award (06/30/2016)																
4937	CHARLOTTE	06/03/1947	Active	17	0	0	0.00%	19		5	Y	2	R	10/2024		
60389	CHEATHAM COUNTY	02/23/1998	Active	13	0	0	0.00%	17		4	Y	4	N	06/2025		
46271	CLARKSVILLE QUEEN CITY	06/24/1986	Active	19	1	0	5.56%	18		1	Y	2	R	08/2025		
Exc Award (06/30/2019, 06/30/2024)																
4939	COLLEGE GROVE	07/05/1948	Active	11	0	0	0.00%	12		8	Y	2	N	04/2024		
115293	COLUMBIA	10/14/2011	Active	12	0	0	0.00%	17		5	Y		N	08/2025		
132268	Columbia United	07/20/2017	Active	17	0	0	0.00%	12		2	Y		IP	02/2025		
4943	CORNERSVILLE	03/01/1946	Active	22	0	0	0.00%	17		11	Y		N	07/2023		
4944	CULLEOKA	04/18/1972	Active	34	0	0	0.00%	34		26	N	None		04/2022		
4945	DICKSON	07/18/1933	Active	30	0	0	0.00%	32		3	Y		N	07/2025		\$70.00
Exc Award (06/30/2024)																
4946	DONELSON	05/30/1947	Active	43	0	0	0.00%	49		2	Y	2	N	04/2024		
Exc Award (06/30/2017)																
121661	East Hickman	03/25/2014	Active	12	0	0	0.00%	14		2	Y		IP	08/2025		
4948	FAIRVIEW	10/23/1958	Active	10	2	0	25.00%	9		0	Y	11		05/2024		
4951	FRANKLIN	05/08/1945	Active	38	1	2	-2.56%	42	6	1	Y		N	08/2025		
32198	HOUSTON COUNTY L C	05/24/1976	Active	18	0	0	0.00%	22		0	Y	2	R	05/2025		
Exc Award (06/30/2019)																
4961	LAWRENCEBURG	06/28/1935	Active	35	0	0	0.00%	31		2	Y			06/2025		
Exc Award (06/30/2018)																
4963	LEWISBURG	06/23/1937	Active	25	0	0	0.00%	29		3	Y		N	08/2025		
4965	LORETTO	01/17/1951	Active	29	0	3	-9.38%	31	41	1	Y		N	03/2022	90+ Days	



Club Health Assessment for District 12 I through August 2025

			Status	Membership						Reports				Finance	LCIF	
Club Number	Club Name	Charter Date	Times in Status Quo in Past 2 Years	Current Member Count **	YTD Members Added	YTD Members Dropped	YTD Net Growth% ***	Member Count 1 Year Ago	Dropped Members Avg.Length of Service	Months Since Membership Update	Current Officers Reported ****	Current President Repeated Term	VP Reported *****	Last Date Reported Service (mm/yyyy)	Account Balance	YTD Donations
78056	LORETTO LIONESS LIONS	01/08/2004	Active	23	0	2	-8.00%	26	21	0	Y		N	08/2025		
37783	MC EWEN	12/05/1979	Active	6	0	0	0.00%	6		17	Y		N	08/2025		
4971	MT PLEASANT MAURY COUNTY	04/23/1951	Active	23	2	0	9.52%	27		1	Y	3	N	05/2024		
4975	NASHVILLE	02/12/1920	Active	25	0	0	0.00%	23		1	Y		N	07/2025		\$300.00
4982	NEW JOHNSONVILLE	11/20/1958	Active(1)	7	0	0	0.00%	7		4	Y	12		03/2025		
4983	NOLENSVILLE	10/12/1955	Active	56	1	0	1.82%	53		0	Y		N	08/2025		
4987	PULASKI	05/03/1946	Active	46	0	3	-6.12%	32	1	0	Y	2	R	08/2025		
4988	SAINT JOSEPH	12/08/1971	Active	10	0	0	0.00%	14		2	Y		N	06/2025		
	Exc Award (06/30/2018)															
4991	SPRING HILL	07/31/1967	Active	13	0	0	0.00%	13		13	Y			01/2023		
4994	WAVERLY	11/13/1950	Active	18	2	0	12.50%	19		1	Y		N	12/2024		\$5,000.00
4995	WAYNESBORO	01/29/1947	Active(1)	16	16	0	100.00%	16		1	Y	4		09/2021		
109062	WILLIAMSON COUNTY	08/10/2010	Active	14	2	1	7.69%	17	3	1	Y		N	08/2025		
	Exc Award (06/30/2017)															

Clubs Cancelled Previous Fiscal Year – Clubs Cancelled within last 12 months may be reinstated

Club Number	Club Name	Charter Date	Current Status*	Cancellation Date
4959	IRON CITY	05/09/1961	Cancelled(8*)	12/30/2024

Current Total Clubs Count	YTD New Clubs Count	YTD Cancelled Clubs Count	YTD Net Club Gain	Current Total Members Count	YTD Add	YTD Drop	YTD Net Growth	YTD Net Growth %	Member Count 12 Months Ago	Average Member Count Per Club	% of Clubs with less than 20 members	% No Officer Report in 12 Months	% of Clubs with balance 90+ days	Number of Clubs in Status Quo	% Status Quo Clubs in Financial Suspension	Number of Cancelled Clubs	Average Cancelled Club Age	Members Lost Due to Cancellation	% of Clubs Cancelled for Non-Financial Reasons
34	0	0	0	792	28	11	17	2.19%	806	23	56%	0%	3%	0	0%	0	0	0	0%

* - P - Priority Club. Cancellation Reasons: 1-Objectives/conduct, 2-Non-active club, 5-Non-existing club, 6-Disbanding, 7-Merger, 8-Financial Suspension, 9-District/Multiple District Dues.

** Red denotes below 15 active members.

*** Red denotes 20% + loss.

**** Y - all 3 (President, Secretary, Treasurer) club officers reported, N - not all 3 reported.

***** Abbreviation: N-New, IP-Immediate Past, R-Repeat.



Club Health Assessment for District 12 O through August 2025

			Status	Membership					Reports					Finance		LCIF
Club Number	Club Name	Charter Date	Times in Status Quo in Past 2 Years	Current Member Count **	YTD Members Added	YTD Members Dropped	YTD Net Growth% ***	Member Count 1 Year Ago	Dropped Members Avg.Length of Service	Months Since Membership Update	Current Officers Reported ****	Current President Repeated Term	VP Reported *****	Last Date Reported Service (mm/yyyy)	Account Balance	YTD Donations
Clubs more than two years old																
5000	ALGOOD	05/05/1972	Active(2)	10	0	0	0.00%	10		66	Y	9	R	02/2013		
5002	ATHENS	03/18/1938	Active	14	2	0	16.67%	12		1	Y	6	N	02/2025		
Exc Award (06/30/2016, 06/30/2018)																
134539	Bakewell Tri County	04/20/2018	Active(1)	3	0	0	0.00%	6		3	Y			10/2022		
5004	BENTON	02/07/1941	Active(3)	10	0	0	0.00%	10		16	Y	3		08/2022		
5006	BYRDSTOWN	07/16/1947	Active	9	0	0	0.00%	8		4	Y	4	R	06/2025		
Exc Award (06/30/2018)																
5017	CLEVELAND	09/13/1929	Active	32	0	0	0.00%	29		2	Y		N	04/2025		
5019	COOKEVILLE	04/06/1922	Active	16	0	0	0.00%	16		13	N	10		09/2024		\$20.00
58311	CROSSVILLE	05/23/1996	Active	18	0	0	0.00%	18		6	Y	3	N	08/2025		
Exc Award (06/30/2018, 06/30/2021, 06/30/2023, 06/30/2024)																
5022	DAISY-DALLAS	01/04/1962	Active	4	0	0	0.00%	6		2	Y	2	R	12/2021		
5023	DAYTON	05/27/1936	Active	19	0	0	0.00%	21		3	Y		N	06/2025		\$100.00
Exc Award (06/30/2016, 06/30/2018, 06/30/2021, 06/30/2022)																
5026	DELANO	01/22/1973	Active	16	0	0	0.00%	17		5	Y	5	R	12/2018		
Exc Award (06/30/2018)																
5028	DUNLAP	03/06/1945	Active	39	0	0	0.00%	39		12	Y	2	R	12/2024		
Exc Award (06/30/2018, 06/30/2021)																
5013	EAST HAMILTON	09/30/1954	Active	16	0	0	0.00%	17		11	Y		N	04/2020		
5030	ENGLEWOOD	10/06/1944	Active	10	0	0	0.00%	10		17	N	9	R	10/2016		
31655	FAIRFIELD GLADE	02/11/1976	Active	67	3	10	-9.46%	70	10	1	Y	2	N	07/2025		\$100.00
5038	HIXSON	04/24/1973	Active	16	5	1	33.33%	14	29	0	Y	7	R	08/2025		
Exc Award (06/30/2017, 06/30/2018, 06/30/2022, 06/30/2024)																
5042	JASPER	02/23/1945	Active	27	0	0	0.00%	27		6	Y	2	R	12/2018		
Exc Award (06/30/2018)																
5044	LOOKOUT VALLEY	04/29/1952	Active	29	0	0	0.00%	34		1	Y	2	N	07/2025		
Exc Award (06/30/2017, 06/30/2018, 06/30/2021)																



Club Health Assessment for District 12 O through August 2025

			Status	Membership						Reports				Finance	LCIF			
Club Number	Club Name	Charter Date	Times in Status Quo in Past 2 Years	Current Member Count **	YTD Members Added	YTD Members Dropped	YTD Net Growth% ***	Member Count 1 Year Ago	Dropped Members Avg.Length of Service	Months Since Membership Update	Current Officers Reported ****	Current President Repeated Term	VP Reported *****	Last Date Reported Service (mm/yyyy)	Account Balance	YTD Donations		
5049	MONTEREY	08/05/1969	Active	26	1	1	0.00%	22	7	0	Y		N	08/2025	90+ Days	\$1,000.00		
	Exc Award (06/30/2018)																	
5053	OVERTON COUNTY	12/18/1952	Active	8	0	0	0.00%	10		4	Y		N	12/2023				
	Exc Award (06/30/2018)																	
5055	RED BANK	07/12/1940	Active	30	0	1	-3.23%	35	2	1	Y		N	07/2025				
	Exc Award (06/30/2018, 06/30/2023)																	
5058	SALE CREEK	04/17/1946	Active	19	0	0	0.00%	21		5	Y	3	R	08/2025				
5059	SIGNAL MOUNTAIN	08/14/1958	Active	82	3	3	0.00%	82	5	0	Y		N	07/2025				
	Exc Award (06/30/2023)																	
5061	SODDY DAISY	02/14/1945	Cancelled(6*)	0	0	3	-100.00%	3	44	0	Y	15						
5062	SOUTH PITTSBURG	07/18/1940	Active	9	0	0	0.00%	9		2	Y	2	R	07/2021				
120651	Spring City	11/05/2013	Active	13	2	0	18.18%	11		0	Y	7	R	06/2025		\$250.00		
	Exc Award (06/30/2018, 06/30/2023)																	
5065	SWEETWATER	09/11/1941	Active	7	0	0	0.00%	7		3	Y	10	R	04/2017		\$200.00		
111483	WHITWELL CROSSROADS	06/22/2011	Active(2)	5	0	0	0.00%	5		10	Y	9		01/2019		\$200.00		

Clubs Cancelled Previous Fiscal Year – Clubs Cancelled within last 12 months may be reinstated

Club Number	Club Name	Charter Date	Current Status*	Cancellation Date
5032	ETOWAH	05/28/1943	Cancelled(6*)	06/29/2025
5024	MEIGS COUNTY L C	11/22/1966	Cancelled(8*)	12/30/2024

Current Total Clubs Count	YTD New Clubs Count	YTD Cancelled Clubs Count	YTD Net Club Gain	Current Total Members Count	YTD Add	YTD Drop	YTD Net Growth	YTD Net Growth %	Member Count 12 Months Ago	Average Member Count Per Club	% of Clubs with less than 20 members	% No Officer Report in 12 Months	% of Clubs with balance 90+ days	Number of Clubs in Status Quo	% Status Quo Clubs in Financial Suspension	Number of Cancelled Clubs	Average Cancelled Club Age	Members Lost Due to Cancellation	% of Clubs Cancelled for Non-Financial Reasons
27	0	1	-1	554	16	19	-3	-0.54%	569	21	70%	0%	4%	0	0%	1	221	3	0%

* - P - Priority Club. Cancellation Reasons: 1-Objectives/conduct, 2-Non-active club, 5-Non-existing club, 6-Disbanding, 7-Merger, 8-Financial Suspension, 9-District/Multiple District Dues.

** Red denotes below 15 active members.

*** Red denotes 20% + loss.

**** Y - all 3 (President, Secretary, Treasurer) club officers reported, N - not all 3 reported.

***** Abbreviation: N-New, IP-Immediate Past, R-Repeat.



Club Health Assessment for District 12 N through August 2025

			Status	Membership					Reports				Finance		LCIF	
Club Number	Club Name	Charter Date	Times in Status Quo in Past 2 Years	Current Member Count **	YTD Members Added	YTD Members Dropped	YTD Net Growth% ***	Member Count 1 Year Ago	Dropped Members Avg.Length of Service	Months Since Membership Update	Current Officers Reported ****	Current President Repeated Term	VP Reported *****	Last Date Reported Service (mm/yyyy)	Account Balance	YTD Donations
Clubs less than two years old																
181867	Sevierville	04/15/2025	Active	22	1	0	4.76%	0		1	Y	2	N	08/2025		
Clubs more than two years old																
5076	BULLS GAP	09/25/1946	Active	13	0	0	0.00%	13		2	Y	22		08/2024		
97336	CAMPBELL COUNTY	06/19/2006	Active	19	0	0	0.00%	19		1	Y	2	N	07/2025		
Exc Award (06/30/2021, 06/30/2023)																
5078	CLINTON	07/02/1940	Active	16	2	0	14.29%	16		1	Y		N	08/2025		\$200.00
Exc Award (06/30/2016, 06/30/2017, 06/30/2020, 06/30/2021)																
5081	DANDRIDGE	02/24/1939	Active	59	2	3	-1.67%	59	2	0	Y		N	08/2025		\$300.00
Exc Award (06/30/2018, 06/30/2022, 06/30/2023)																
120522	East Tennessee State University	10/15/2013	Active(1)	4	0	0	0.00%	2		2	N	None		10/2017		
124889	Elizabethton	05/21/2015	Active	20	1	0	5.26%	20		0	Y	2	R	08/2024		
147963	Erwin	08/16/2021	Active	6	0	0	0.00%	6		20	Y	4				
5080	FARRAGUT	12/06/1973	Active	20	0	2	-9.09%	26	13	1	Y	2	N	06/2025		\$100.00
5083	FOUNTAIN CITY	01/05/1942	Active	16	0	1	-5.88%	17	7	0	Y	2	R	07/2024		
5085	GREENEVILLE	05/08/1940	Active	14	0	0	0.00%	13		3	Y	2	R	06/2025		
5087	HALLS COMMUNITY	02/10/1961	Cancelled(6*)	0	0	0	0.00%	6		2	N	None		07/2024		
5089	HARRIMAN	11/12/1948	Active	26	1	0	4.00%	25		1	Y		R	08/2025		
5090	INSKIP	02/22/1949	Active	10	0	3	-23.08%	13	18	1	Y	2	R	08/2025		
Exc Award (06/30/2022, 06/30/2023)																
5093	JOHNSON CITY	12/05/1947	Active	23	0	0	0.00%	23		2	Y			06/2025		
Exc Award (06/30/2021)																
5095	JOHNSON COUNTY	01/16/1953	Cancelled(6*)	0	0	1	-100.00%	8	50	0	N	None		05/2025		
5096	KARNS	01/28/1954	Active	34	0	0	0.00%	35		2	Y	2	R	08/2025		\$200.00
Exc Award (06/30/2021, 06/30/2022)																
5097	KINGSPORT	06/29/1946	Active	37	0	0	0.00%	30		0	Y		N	07/2025		
Exc Award (06/30/2018, 06/30/2025)																
5098	KINGSTON	02/12/1947	Active	12	0	0	0.00%	14		4	Y		N	09/2024		



Club Health Assessment for District 12 N through August 2025

			Status	Membership						Reports				Finance		LCIF
Club Number	Club Name	Charter Date	Times in Status Quo in Past 2 Years	Current Member Count **	YTD Members Added	YTD Members Dropped	YTD Net Growth% ***	Member Count 1 Year Ago	Dropped Members Avg.Length of Service	Months Since Membership Update	Current Officers Reported ****	Current President Repeated Term	VP Reported *****	Last Date Reported Service (mm/yyyy)	Account Balance	YTD Donations
68907	KNOX COUNTY NORTH	06/20/2003	Active	9	0	0	0.00%	9		16	Y		N	04/2025		
131089	Knoxville East	05/31/2017	Active	32	4	0	14.29%	46		1	Y	10		04/2021		
32066	KNOXVILLE TRI-COUNTY	04/22/1976	Active	15	0	2	-11.76%	17	9	1	Y	2	R	08/2025		\$250.00
	Exc Award (06/30/2018, 06/30/2021)															
5106	LOUDON	11/19/1935	Active	14	0	0	0.00%	16		4	Y	2	R	11/2024		
	Exc Award (06/30/2016)															
5107	MARYVILLE	03/11/1938	Active	16	0	0	0.00%	15		1	Y	2	N	08/2025		
	Exc Award (06/30/2022)															
5110	MORRISTOWN CHEROKEE	03/03/1961	Active	14	0	0	0.00%	14		6	N	None				
5109	MORRISTOWN HAMBLÉN	11/04/1946	Active	34	2	1	3.03%	27	14	0	Y	2	R	08/2025		
	Exc Award (06/30/2021)															
51138	MORRISTOWN MORRIS BOULEVARD	12/26/1990	Active	8	0	0	0.00%	11		4	N	None		06/2015		
5114	NORRIS	02/02/1956	Active	39	0	3	-7.14%	43	5	0	Y		N	04/2025		
	Exc Award (06/30/2020)															
29912	OAK RIDGE	11/08/1974	Active	20	0	0	0.00%	17		0	Y		N	08/2025		\$500.00
	Exc Award (06/30/2024)															
5119	ONEIDA	06/02/1950	Active	9	0	0	0.00%	8		8	Y	6		07/2025		\$150.00
5121	POWELL	08/27/1951	Active	14	0	0	0.00%	14		15	Y	8		12/2018		
5123	ROGERSVILLE	06/23/1955	Active	26	0	0	0.00%	23		3	Y	2	N	03/2025		
130726	Sevier County	04/18/2017	Active	24	8	0	50.00%	20		1	Y	3	R	08/2025		\$166.66
	Exc Award (06/30/2020, 06/30/2021, 06/30/2023)															
62492	TELLICO VILLAGE	11/22/1999	Active	61	0	0	0.00%	58		2	Y		N	08/2025		
	Exc Award (06/30/2024)															
103843	UNION COUNTY	10/28/2008	Active	13	2	1	8.33%	12	6	0	Y	8	R	08/2025		
5130	WEST KNOX L C	02/29/1968	Active	30	0	0	0.00%	25		2	Y		N	08/2025		
	Exc Award (06/30/2019, 06/30/2022, 06/30/2023)															

Clubs Cancelled Previous Fiscal Year – Clubs Cancelled within last 12 months may be reinstated

Club Number	Club Name	Charter Date	Current Status*	Cancellation Date
149680	Caryville Cares	01/28/2022	Cancelled(8*)	12/30/2024



Club Health Assessment for District 12 N through August 2025

			Status		Membership						Reports				Finance		LCIF		
Club Number	Club Name	Charter Date	Times in Status Quo in Past 2 Years	Current Member Count **	YTD Members Added	YTD Members Dropped	YTD Net Growth***	Member Count 1 Year Ago	Dropped Members Avg.Length of Service	Months Since Membership Update	Current Officers Reported ****	Current President Repeated Term	VP Reported *****	Last Date Reported Service (mm/yyyy)	Account Balance	YTD Donations			
5124	RUTLEDGE	04/24/1945	Cancelled(8*)																
Current Total Clubs Count	YTD New Clubs Count	YTD Cancelled Clubs Count	YTD Net Club Gain	Current Total Members Count	YTD Add	YTD Drop	YTD Net Growth %	Member Count 12 Months Ago	Average Member Count Per Club	% of Clubs with less than 20 members	% No Officer Report in 12 Months	% of Clubs with balance 90+ days	Number of Clubs in Status Quo	% Status Quo Clubs in Financial Suspension	Number of Cancelled Clubs	Average Cancelled Club Age	Members Lost Due to Cancellation	% of Clubs Cancelled for Non-Financial Reasons	
34	0	2	-2	729	23	17	6	0.83%	720	21	53%	6%	0%	0	0%	2	110	1	0%

* - P - Priority Club. Cancellation Reasons: 1-Objectives/conduct, 2-Non-active club, 5-Non-existing club, 6-Disbanding, 7-Merger, 8-Financial Suspension, 9-District/Multiple District Dues.

** Red denotes below 15 active members.

*** Red denotes 20% + loss.

**** Y - all 3 (President, Secretary, Treasurer) club officers reported, N - not all 3 reported.

***** Abbreviation: N-New, IP-Immediate Past, R-Repeat.




Club Health Assessment for District 12 S through August 2025

			Status	Membership						Reports				Finance	LCIF	
Club Number	Club Name	Charter Date	Times in Status Quo in Past 2 Years	Current Member Count **	YTD Members Added	YTD Members Dropped	YTD Net Growth% ***	Member Count 1 Year Ago	Dropped Members Avg.Length of Service	Months Since Membership Update	Current Officers Reported ****	Current President Repeated Term	VP Reported *****	Last Date Reported Service (mm/yyyy)	Account Balance	YTD Donations
Clubs more than two years old																
47242	ALEXANDRIA	04/24/1987	Active	21	0	0	0.00%	21		17	Y	3		06/2025		
4942	COMMUNITY L C	10/08/1970	Active	11	0	1	-8.33%	12	38	0	Y		N	06/2025		
5025	DECHERD	05/14/1959	Active	11	0	0	0.00%	7		9	Y	6		06/2025		
5031	ESTILL SPRINGS	02/03/1961	Active	17	0	0	0.00%	18		2	Y	4	R	08/2025		
4949	FAYETTEVILLE	01/28/1947	Active	48	0	0	0.00%	43		0	Y			08/2025		
Exc Award (06/30/2023)																
4952	GALLATIN	06/25/1937	Active	46	0	0	0.00%	47		4	Y		N	06/2025		
140925	Gladeville	02/10/2020	Active	7	0	0	0.00%	7		16	Y			06/2025		
98603	GRUNDY COUNTY	02/19/2007	Active(1)	15	2	0	15.38%	0		0	Y	15	R	11/2017		
5036	HARTSVILLE	11/29/1935	P- Active(1)	7	2	0	40.00%	0		1	Y			06/2025		
5039	HUNTLAND	03/07/1949	Active(3)	12	0	0	0.00%	22		2	N	None		06/2025		
104554	JACKSON COUNTY	01/26/2009	Active	13	0	0	0.00%	13		20	Y	5		06/2025		
45765	LAFAYETTE	02/24/1986	Active	68	0	0	0.00%	95		1	Y		N	07/2025		\$1,100.00
67047	LAFAYETTE LIONESS	12/26/2002	Active	46	4	0	9.52%	51		1	Y		N	06/2025		\$50.00
Exc Award (06/30/2023)																
4962	LEBANON	01/10/1933	Active	10	1	0	11.11%	9		1	Y			06/2025		
Exc Award (06/30/2018)																
118381	LEBANON NOON	12/05/2012	Active(1)	3	0	0	0.00%	3		13	Y	4		02/2025		
4966	LYNCHBURG	11/19/1958	Active	7	0	0	0.00%	9		5	Y	16	R	06/2025		
5046	MANCHESTER	09/07/1953	Active	4	0	0	0.00%	4		2	Y	7	R	06/2025		
129652	Millersville	12/16/2016	Active	9	0	0	0.00%	8		2	Y	4	N	06/2025		
46997	MT JULIET WEST WILSON	03/02/1987	Active	27	1	0	3.85%	32		1	Y		N	06/2025		
119330	MTSU CAMPUS	05/09/2013	Active	6	0	0	0.00%	5		2	Y		R	05/2025		\$204.00
4972	MURFREESBORO	06/16/1933	Active	30	0	2	-6.25%	29	18	0	Y	3	N	08/2025		
Exc Award (06/30/2022)																
65156	MURFREESBORO NOON	03/21/2002	Active	13	0	0	0.00%	16		1	Y	6	R	08/2025		
4985	PETERSBURG	02/07/1945	Active	14	0	0	0.00%	19		4	Y	6	N	06/2025		
67558	RED BOILING SPRINGS	03/31/2003	Active(1)	3	0	0	0.00%	3		40	N	3		06/2025		



Club Health Assessment for District 12 S through August 2025

			Status	Membership					Reports				Finance	LCIF		
Club Number	Club Name	Charter Date	Times in Status Quo in Past 2 Years	Current Member Count **	YTD Members Added	YTD Members Dropped	YTD Net Growth% ***	Member Count 1 Year Ago	Dropped Members Avg.Length of Service	Months Since Membership Update	Current Officers Reported ****	Current President Repeated Term	VP Reported *****	Last Date Reported Service (mm/yyyy)	Account Balance	YTD Donations
4989	SHELBYVILLE	05/29/1922	Active	23	0	0	0.00%	23		7	Y	2		06/2025		
98955	SMITHVILLE	04/03/2007	Active	17	0	0	0.00%	17		2	Y	11	R	06/2025		
4990	SMYRNA	01/10/1949	Active	57	0	0	0.00%	59		0	Y		N	06/2025		
Exc Award (06/30/2017)																
5035	SOUTHSIDE	10/29/1963	Active	28	0	0	0.00%	30		5	Y	3	R	06/2025		
4992	SPRINGFIELD	05/06/1936	Active	30	0	0	0.00%	40		2	N	None	N	06/2025		
Exc Award (06/30/2017, 06/30/2022)																
5067	TULLAHOMA	01/31/1945	Active	20	0	1	-4.76%	21	4	1	Y		N	08/2025		\$50.00
30341	TULLAHOMA DOWNTOWN	03/17/1975	Active	29	1	0	3.57%	27		1	Y		N	08/2025		
99599	WARREN COUNTY	06/12/2007	Active	24	0	0	0.00%	25		3	Y		N	03/2025		
Exc Award (06/30/2016, 06/30/2018, 06/30/2023, 06/30/2024)																
4993	WATERTOWN	07/23/1953	Active(1)	7	0	0	0.00%	0		5	Y	9		06/2025		
104062	WESTMORELAND	12/08/2008	Active(2)	5	0	0	0.00%	5		21	N	4		06/2025		
36867	WHITE HOUSE	04/04/1979	Active(1)	3	0	0	0.00%	9		4	Y	4		06/2025		
5071	WINCHESTER	03/27/1951	Active(1)	12	3	1	20.00%	0	34	0	Y	4		06/2025		
5072	WOODBURY	06/13/1935	Active(1)	55	1	0	1.85%	61		0	Y		N	12/2024		\$500.00

Clubs Cancelled Previous Fiscal Year – Clubs Cancelled within last 12 months may be reinstated

Club Number	Club Name	Charter Date	Current Status*	Cancellation Date
5008	CARTHAGE	06/18/1951	Cancelled(6*)	05/29/2025
55816	LASCASSAS & MILTON L C	06/10/1994	Cancelled(8*)	12/30/2024

Current Total Clubs Count	YTD New Clubs Count	YTD Cancelled Clubs Count	YTD Net Club Gain	Current Total Members Count	YTD Add	YTD Drop	YTD Net Growth	YTD Net Growth %	Member Count 12 Months Ago	Average Member Count Per Club	% of Clubs with less than 20 members	% No Officer Report in 12 Months	% of Clubs with balance 90+ days	Number of Clubs in Status Quo	% Status Quo Clubs in Financial Suspension	Number of Cancelled Clubs	Average Cancelled Club Age	Members Lost Due to Cancellation	% of Clubs Cancelled for Non-Financial Reasons
37	0	0	0	758	15	5	10	1.34%	790	20	59%	3%	0%	0	0%	0	0	0	0%



Club Health Assessment for District 12 S through August 2025

			Status		Membership					Reports					Finance	LCIF
Club Number	Club Name	Charter Date	Times in Status Quo in Past 2 Years	Current Member Count **	YTD Members Added	YTD Members Dropped	YTD Net Growth% ***	Member Count 1 Year Ago	Dropped Members Avg.Length of Service	Months Since Membership Update	Current Officers Reported ****	Current President Repeated Term	VP Reported *****	Last Date Reported Service (mm/yyyy)	Account Balance	YTD Donations

* - P - Priority Club. Cancellation Reasons: 1-Objectives/conduct, 2-Non-active club, 5-Non-existing club, 6-Disbanding, 7-Merger, 8-Financial Suspension, 9-District/Multiple District Dues.

** Red denotes below 15 active members.

*** Red denotes 20% + loss.

**** Y - all 3 (President, Secretary, Treasurer) club officers reported, N - not all 3 reported.

***** Abbreviation: N-New, IP-Immediate Past, R-Repeat.




Club Health Assessment for District 18 L through August 2025

			Status	Membership					Reports					Finance		LCIF
Club Number	Club Name	Charter Date	Times in Status Quo in Past 2 Years	Current Member Count **	YTD Members Added	YTD Members Dropped	YTD Net Growth% ***	Member Count 1 Year Ago	Dropped Members Avg.Length of Service	Months Since Membership Update	Current Officers Reported ****	Current President Repeated Term	VP Reported *****	Last Date Reported Service (mm/yyyy)	Account Balance	YTD Donations
Clubs more than two years old																
7281	ADAIRSVILLE	05/25/1942	Active	43	0	0	0.00%	39		0	Y	7	N	04/2023		
	Exc Award (06/30/2018)															
7282	ALPHARETTA	09/17/1953	Active	39	5	0	14.71%	39		0	Y			07/2025		\$70.00
	Exc Award (06/30/2017)															
7283	ATLANTA	12/17/1920	Active	46	1	14	-22.03%	58	7	0	Y		N	10/2024		
7284	ATLANTA BUCKHEAD	05/27/1941	Active	141	6	4	1.44%	138	47	0	Y				90+ Days	
60486	ATLANTA LATINO	03/18/1998	Active	33	0	0	0.00%	33		0	Y	2	R	08/2025		
53844	ATLANTA METRO	11/25/1992	Active	23	0	0	0.00%	24		7	Y	5	R	08/2025		\$170.00
7289	BALL GROUND	10/04/1939	Active	24	0	0	0.00%	19		3	Y	2	N	08/2025		
122355	Bartow County	06/13/2014	Active(1)	24	0	0	0.00%	24		14	N	None		04/2018		\$20.00
7290	BOYNTON	11/11/1952	Active	13	0	0	0.00%	13		4	N	None		10/2019		
7292	CANTON	04/25/1932	Active	47	0	0	0.00%	47		3	Y		N	10/2024		
	Exc Award (06/30/2018)															
7494	CARROLLTON	02/27/1933	Active	41	0	1	-2.38%	45	7	1	Y		N	04/2025		
7296	CHATSWORTH	06/22/1932	Active	33	2	2	0.00%	30	23	0	Y	13	R	11/2018		
7297	CHATTANOOGA VALLEY	02/03/1970	Active	22	0	0	0.00%	25		0	Y		N	05/2025		
	Exc Award (06/30/2018)															
7298	CHICKAMAUGA	11/07/1966	Active	17	0	0	0.00%	24		3	N	None		06/2025		
	Exc Award (06/30/2018)															
111057	DADE COUNTY	05/17/2011	Active	27	0	0	0.00%	27		0	Y	2		07/2025		
7303	DALTON	09/22/1937	Active	18	0	0	0.00%	18		2	Y		N	03/2024		
7304	DALTON NOON	05/21/1969	Active	10	0	0	0.00%	10		4	N	None		12/2011		
106647	DOUGLAS COUNTY	09/24/2009	Active	1	0	6	-85.71%	7	10	0	N	None		06/2025		
7307	ELLIJAY	07/27/1934	Active	67	0	0	0.00%	76		5	Y		N	07/2025		
	Exc Award (06/30/2023)															
105784	GREATER BUTTS COUNTY	06/11/2009	Active	66	0	9	-12.00%	49	1	0	Y	3	N	06/2025		
	Exc Award (06/30/2023, 06/30/2025)															
7504	GRIFFIN	10/25/1951	Active	7	0	0	0.00%	6		2	Y		N	07/2025		
7312	JASPER	06/22/1939	Active	12	0	0	0.00%	15		2	Y	3	R	07/2023		



Club Health Assessment for District 18 L through August 2025

			Status	Membership					Reports				Finance	LCIF		
Club Number	Club Name	Charter Date	Times in Status Quo in Past 2 Years	Current Member Count **	YTD Members Added	YTD Members Dropped	YTD Net Growth% ***	Member Count 1 Year Ago	Dropped Members Avg.Length of Service	Months Since Membership Update	Current Officers Reported ****	Current President Repeated Term	VP Reported *****	Last Date Reported Service (mm/yyyy)	Account Balance	YTD Donations
7313	LA FAYETTE	01/15/1932	Active	32	0	0	0.00%	29		0	Y		N			
7315	MARIETTA	06/26/1942	Active	20	0	0	0.00%	23		1	Y	2	R	07/2025		
7316	MARIETTA EAST COBB	07/01/1958	Active	33	0	0	0.00%	34		1	Y		N	08/2025		\$1,000.00
7516	MC DONOUGH	04/27/1954	Active	28	0	0	0.00%	30		2	Y		N	12/2024		
Exc Award (06/30/2021, 06/30/2022)																
7318	MENLO	02/03/1969	Active	13	0	0	0.00%	11		4	N	None		11/2021		
97208	NORTH COBB	05/30/2006	Active	11	1	1	0.00%	13	4	0	Y	2		07/2025		
7321	ROCKMART	04/19/1971	Active(1)	2	0	0	0.00%	8		5	N	None		10/2024		
7323	ROME	06/04/1941	Active	11	0	0	0.00%	16		5	Y		N	06/2024		
Exc Award (06/30/2018)																
7325	ROSWELL	08/22/1952	Active	20	1	0	5.26%	19		1	Y	5	N	08/2019		\$100.00
116954	SMYRNA JONQUIL	05/22/2012	Active	16	0	0	0.00%	21		4	Y	5	R	03/2025		
7329	SOUTH COBB	10/29/1952	Active	40	6	0	17.65%	30		1	Y	3	R	08/2025		\$100.00
Exc Award (06/30/2023)																
7528	TALLAPOOSA	04/17/1944	Active(1)	22	0	0	0.00%	23		7	N	None				
7332	TRION	01/30/1939	Active	5	0	0	0.00%	5		15	N	None		01/2024		
7531	VILLA RICA	05/02/1966	Active	50	12	0	31.58%	25		0	Y		N	08/2025		
7335	WOODSTOCK	10/24/1961	Active	28	0	0	0.00%	26		0	Y		N	06/2025		\$200.00

Clubs Cancelled Previous Fiscal Year – Clubs Cancelled within last 12 months may be reinstated

Club Number	Club Name	Charter Date	Current Status*	Cancellation Date
154937	Alpharetta (Pixel & Dice)	06/30/2023	Cancelled(8*)	12/30/2024
7291	CALHOUN	04/12/1946	Cancelled(8*)	06/29/2025
7507	HEARD COUNTY	01/28/1938	Cancelled(8*)	06/29/2025
171634	Johns Creek	06/28/2024	Cancelled(8*)	06/29/2025
141298	Reinhardt	06/12/2020	Cancelled(8*)	12/30/2024
7324	ROSSVILLE	12/06/1955	Cancelled(8*)	06/29/2025
97622	VILLA RICA GOLDEN CITY	08/14/2006	Cancelled(7*)	06/29/2025



Club Health Assessment for District 18 L through August 2025

						Status		Membership					Reports				Finance		LCIF
						Times in Status Quo in Past 2 Years		Current Member Count **	YTD Members Added	YTD Members Dropped	YTD Net Growth***	Member Count 1 Year Ago	Dropped Members Avg.Length of Service	Months Since Membership Update	Current Officers Reported ****	Current President Repeated Term	VP Reported *****	Last Date Reported Service (mm/yyyy)	Account Balance
Club Number	Club Name		Charter Date																
Current Total Clubs Count	YTD New Clubs Count	YTD Cancelled Clubs Count	YTD Net Club Gain	Current Total Members Count	YTD Add	YTD Drop	YTD Net Growth	Member Count 12 Months Ago	Average Member Count Per Club	% of Clubs with less than 20 members	% No Officer Report in 12 Months	% of Clubs with balance 90+ days	Number of Clubs in Status Quo	% Status Quo Clubs in Financial Suspension	Number of Cancelled Clubs	Average Cancelled Club Age	Members Lost Due to Cancellation	% of Clubs Cancelled for Non-Financial Reasons	
37	0	0	0	1,085	34	37	-3	-0.28%	1,079	29	35%	5%	3%	0	0%	0	0	0	0%

* - P - Priority Club. Cancellation Reasons: 1-Objectives/conduct, 2-Non-active club, 5-Non-existing club, 6-Disbanding, 7-Merger, 8-Financial Suspension, 9-District/Multiple District Dues.

** Red denotes below 15 active members.

*** Red denotes 20% + loss.

**** Y - all 3 (President, Secretary, Treasurer) club officers reported, N - not all 3 reported.

***** Abbreviation: N-New, IP-Immediate Past, R-Repeat.



Club Health Assessment for District 18 I through August 2025

			Status	Membership						Reports				Finance	LCIF	
Club Number	Club Name	Charter Date	Times in Status Quo in Past 2 Years	Current Member Count **	YTD Members Added	YTD Members Dropped	YTD Net Growth% ***	Member Count 1 Year Ago	Dropped Members Avg.Length of Service	Months Since Membership Update	Current Officers Reported ****	Current President Repeated Term	VP Reported *****	Last Date Reported Service (mm/yyyy)	Account Balance	YTD Donations
Clubs more than two years old																
7432	ATHENS CLASSIC CITY	02/09/1965	Active	20	0	0	0.00%	19		1	Y		N	05/2025		
59786	ATHENS HERITAGE	06/24/1997	Active(1)	8	0	0	0.00%	8		1	Y	4		04/2025		\$25.00
Exc Award (06/30/2018)																
149656	Atlanta Caribbean	01/21/2022	Active	33	0	0	0.00%	25		0	Y		R	05/2025	90+ Days	
Exc Award (06/30/2024, 06/30/2025)																
49793	ATLANTA CHINESE AMERICAN	08/08/1989	Active	26	0	0	0.00%	24		4	Y	2	R	06/2025		\$300.00
149894	ATLANTA HOPE	02/21/2022	Active	11	0	0	0.00%	15		4	Y			07/2024		
7438	BUFORD	02/14/1953	Active(1)	9	0	0	0.00%	9		6	N	2		08/2024		
7439	CARNESVILLE	11/24/1952	Active	13	2	1	8.33%	13	4	0	Y	10				
7440	CLARKESVILLE	05/30/1934	Active(1)	13	0	0	0.00%	13		1	N	3		12/2019		
7441	CLAYTON	05/23/1934	Active	3	0	0	0.00%	3		1	N	None		04/2022		
40857	CLERMONT NORTH HALL	02/12/1982	Active	19	0	1	-5.00%	18	49	0	Y			02/2025		
7442	COLBERT	05/16/1951	Active	19	0	0	0.00%	19		0	Y	2		03/2019		
7443	COMER	10/12/1948	Active	17	0	0	0.00%	17		5	N	None		02/2024	90+ Days	
7538	CONYERS	12/13/1940	Active	14	0	0	0.00%	15		3	Y		N	08/2025		
Exc Award (06/30/2018)																
7539	COVINGTON	06/02/1952	Active	59	1	1	0.00%	63	24	0	Y		N	08/2025		
Exc Award (06/30/2016, 06/30/2017, 06/30/2019)																
7447	DAWSONVILLE	01/15/1953	Active	33	0	0	0.00%	35		0	Y		N	08/2025		
7448	DECATUR	06/09/1932	Active	10	0	0	0.00%	10		5	Y	2		07/2025		\$100.00
105279	EATONTON	04/20/2009	Active	10	0	0	0.00%	10		12	N	None		04/2021		
7454	ELBERTON	02/19/1953	Active	10	0	0	0.00%	9		2	Y	14	R	09/2018		
7455	FORSYTH COUNTY	04/14/1961	Active	21	2	0	10.53%	21		0	Y		R	07/2025		\$50.00
Exc Award (06/30/2023, 06/30/2024)																
7457	HARTWELL	06/14/1951	Active	22	0	0	0.00%	22		3	Y		N	08/2025		
7460	JEFFERSON	07/09/1951	Active	19	0	0	0.00%	20		2	N	None		08/2024		
7463	LAVONIA	02/20/1934	Active(1)	15	1	0	7.14%	14		1	Y		R	08/2025		



Club Health Assessment for District 18 I through August 2025

			Status	Membership						Reports				Finance	LCIF	
Club Number	Club Name	Charter Date	Times in Status Quo in Past 2 Years	Current Member Count **	YTD Members Added	YTD Members Dropped	YTD Net Growth% ***	Member Count 1 Year Ago	Dropped Members Avg.Length of Service	Months Since Membership Update	Current Officers Reported ****	Current President Repeated Term	VP Reported *****	Last Date Reported Service (mm/yyyy)	Account Balance	YTD Donations
7464	LAWRENCEVILLE	02/19/1946	Active	7	0	0	0.00%	7		12	Y	5		08/2025		
124043	Lilburn	01/22/2015	Active	13	6	0	85.71%	7		0	Y		N	03/2023		
7467	LOGANVILLE	04/19/1965	Active	19	0	0	0.00%	23		2	Y	2	R	08/2025		
Exc Award (06/30/2017, 06/30/2018, 06/30/2020)																
112090	LOGANVILLE LEGACY	08/22/2011	Active	46	0	0	0.00%	66		2	Y		N	06/2025		
Exc Award (06/30/2022, 06/30/2023)																
7553	MADISON	03/24/1955	Active	24	0	0	0.00%	25		5	Y	2	R	05/2025		
Exc Award (06/30/2023)																
7468	MARTIN	04/23/1957	Active	14	1	0	7.69%	15		0	Y	2	N	12/2021		\$300.00
7469	MONROE	05/11/1951	Active	15	1	0	7.14%	15		1	Y	2	R	08/2025		
7470	NORCROSS	02/17/1944	Active	15	0	0	0.00%	15		5	Y	3	N	08/2025		\$600.00
144113	Norcross Latino	12/22/2020	Active	9	0	0	0.00%	5		3	Y	4		08/2024		
7450	NORTH DEKALB	11/03/1952	Active	18	0	0	0.00%	19		3	Y		N	08/2024		
Exc Award (06/30/2024)																
7472	OCONEE L C	10/19/1971	Active	40	0	1	-2.44%	45	1	1	Y		N	06/2025		\$1,500.00
Exc Award (06/30/2016, 06/30/2018)																
120568	Oglethorpe County	10/22/2013	Active	8	0	0	0.00%	9		2	Y	6	N	11/2021		
7560	OXFORD	07/05/1951	Active	22	4	0	22.22%	21		0	Y	2	R	08/2025		
7476	SNELLVILLE	09/25/1952	Active	27	0	0	0.00%	29		1	Y	2	R	08/2025		\$50.00
7477	SOCIAL CIRCLE	03/01/1949	Active	9	0	0	0.00%	11		0	Y	2		08/2025		
135048	Statham	06/05/2018	Active	12	2	0	20.00%	13		1	Y			08/2025		
57221	THOMSON CAMELLIA CITY	07/18/1995	Active	18	0	0	0.00%	20		4	Y	2	N	07/2025		
Exc Award (06/30/2018)																
7480	TOCCOA	05/24/1933	Active	24	0	0	0.00%	30		3	Y		N	08/2025		
Exc Award (06/30/2023)																
7481	TOWNS COUNTY	02/14/1940	Active	80	6	8	-2.44%	82	3	0	Y		N	08/2025		
Exc Award (06/30/2018, 06/30/2024)																
7462	TUCKER LA VISTA	10/13/1953	Active	24	2	1	4.35%	20	34	0	Y	5	N	07/2025		
Exc Award (06/30/2018)																
7483	UNION COUNTY	01/18/1966	Active	11	1	0	10.00%	10		1	Y	4	R	08/2025		



Club Health Assessment for District 18 I through August 2025

INTERNATIONAL

Club Number	Club Name	Charter Date	Status	Membership					Reports					Finance	LCIF	
			Times in Status Quo in Past 2 Years	Current Member Count **	YTD Members Added	YTD Members Dropped	YTD Net Growth% ***	Member Count 1 Year Ago	Dropped Members Avg.Length of Service	Months Since Membership Update	Current Officers Reported ****	Current President Repeated Term	VP Reported *****	Last Date Reported Service (mm/yyyy)	Account Balance	YTD Donations
7571	WASHINGTON	06/17/1940	Active	16	3	0	23.08%	11		0	Y		N	07/2025		
7486	WINDER	08/20/1942	Active	11	0	0	0.00%	12		8	Y	4	R	07/2023		
57840	WINDER NOON	02/07/1996	Cancelled(6*)	0	0	1	-100.00%	21	57	0	N	None		06/2025		

Clubs Cancelled Previous Fiscal Year – Clubs Cancelled within last 12 months may be reinstated

Club Number	Club Name	Charter Date	Current Status*	Cancellation Date
7456	GAINESVILLE	06/29/1934	Cancelled(6*)	07/29/2024

Current Total Clubs Count	YTD New Clubs Count	YTD Cancelled Clubs Count	YTD Net Club Gain	Current Total Members Count	YTD Add	YTD Drop	YTD Net Growth	YTD Net Growth %	Member Count 12 Months Ago	Average Member Count Per Club	% of Clubs with less than 20 members	% No Officer Report in 12 Months	% of Clubs with balance 90+ days	Number of Clubs in Status Quo	% Status Quo Clubs in Financial Suspension	Number of Cancelled Clubs	Average Cancelled Club Age	Members Lost Due to Cancellation	% of Clubs Cancelled for Non-Financial Reasons
45	0	1	-1	886	32	14	18	2.07%	933	20	67%	7%	4%	0	0%	1	120	1	100%

* - P - Priority Club. Cancellation Reasons: 1-Objectives/conduct, 2-Non-active club, 5-Non-existing club, 6-Disbanding, 7-Merger, 8-Financial Suspension, 9-District/Multiple District Dues.

** Red denotes below 15 active members.

*** Red denotes 20% + loss.

**** Y - all 3 (President, Secretary, Treasurer) club officers reported, N - not all 3 reported.

***** Abbreviation: N-New, IP-Immediate Past, R-Repeat.



Club Health Assessment for District 18 O through August 2025

			Status	Membership						Reports				Finance	LCIF	
Club Number	Club Name	Charter Date	Times in Status Quo in Past 2 Years	Current Member Count **	YTD Members Added	YTD Members Dropped	YTD Net Growth% ***	Member Count 1 Year Ago	Dropped Members Avg.Length of Service	Months Since Membership Update	Current Officers Reported ****	Current President Repeated Term	VP Reported *****	Last Date Reported Service (mm/yyyy)	Account Balance	YTD Donations
Clubs more than two years old																
7380	ABBEVILLE	03/14/1938	Active	13	0	0	0.00%	11		1	Y		R	08/2025		\$150.00
Exc Award (06/30/2022, 06/30/2023)																
7383	ALBANY	10/18/1922	Active	4	0	0	0.00%	5		2	Y	11	R	02/2024		
7385	AMERICUS	11/12/1942	Active	11	1	0	10.00%	8		0	Y	2	N	07/2025		
7389	BAINBRIDGE	06/08/1936	Active	15	0	0	0.00%	18		2	Y	2	R	02/2024		
7491	BUENA VISTA	01/14/1935	Active	23	0	0	0.00%	20		2	Y	11	R	10/2019		
7493	BYRON	07/01/1948	Active	13	0	0	0.00%	20		2	Y	2		04/2025		\$50.00
7393	CALVARY	10/01/1956	Active	14	0	0	0.00%	15		6	Y	3	R	11/2023		
7394	CAMILLA	03/13/1952	Active(1)	30	0	2	-6.25%	33	2	1	Y		N	04/2025		
Exc Award (06/30/2022, 06/30/2023, 06/30/2024)																
7495	CENTERVILLE	02/20/1967	Active	31	0	0	0.00%	31		4	Y		N	03/2025		
Exc Award (06/30/2023)																
7395	CHESTER	06/02/1970	Active	22	0	0	0.00%	21		8	Y	9	N	11/2023		
7397	COLQUITT	10/08/1946	Active	22	5	11	-21.43%	28	16	0	Y			03/2024		
7496	COLUMBUS	09/15/1922	Active	16	0	0	0.00%	17		2	Y			08/2025		
7398	CORDELE	01/26/1934	Active	57	0	0	0.00%	64		2	Y		N	09/2024		\$25.00
7400	CUTHBERT	09/27/1944	Active	10	0	0	0.00%	9		12	Y	4	R			
117927	DECATUR COUNTY	10/01/2012	Active(1)	6	0	0	0.00%	7		2	N	None		07/2016		\$200.00
7402	DONALSONVILLE	10/05/1944	Active	45	0	3	-6.25%	46	8	1	Y		N	06/2022		
7403	EASTMAN	08/24/1956	Active	20	0	0	0.00%	23		7	Y	2		12/2023		
7501	ELLAVILLE	03/27/1942	Active	11	0	0	0.00%	11		21	Y	4	N			
7406	FITZGERALD	10/14/1942	Active	15	0	2	-11.76%	17	4	1	Y	2	R	08/2025		
137994	Fort Valley	05/14/2019	Active(1)	25	0	0	0.00%	18		2	Y	5	N	07/2025		
34746	GREENVILLE	12/16/1977	Active	34	0	0	0.00%	34		5	Y	3	R	03/2025		\$100.00
7409	HAHIRA	12/02/1943	Active	16	0	0	0.00%	19		9	Y	5	R	04/2025		
143558	Hawkinsville-Pulaski	11/11/2020	Active	9	0	0	0.00%	9		0	Y	4	R	03/2024		
144189	Houston County	12/28/2020	Active	1	0	6	-85.71%	7	4	0	N	6		03/2024		



Club Health Assessment for District 18 O through August 2025

			Membership							Reports				Finance		LCIF		
Club Number	Club Name	Charter Date	Status	Current Member Count **	YTD Members Added	YTD Members Dropped	YTD Net Growth% ***	Member Count 1 Year Ago	Dropped Members Avg.Length of Service	Months Since Membership Update	Current Officers Reported ****	Current President Repeated Term	VP Reported *****	Last Date Reported Service (mm/yyyy)	Account Balance	YTD Donations		
			Times in Status Quo in Past 2 Years															
7510	LA GRANGE	02/08/1929	Active	59	0	4	-6.35%	63	18	1	Y		N	03/2024		\$25.00		
7512	MACON	05/06/1921	Active	13	0	0	0.00%	13		32	N	None		03/2024				
145879	Macon North-West	06/18/2021	Active	7	0	0	0.00%	7		4	Y		R	08/2025				
7513	MACON RUTLAND	11/16/1960	Active	6	0	0	0.00%	4		3	Y	8		02/2024				
7515	MANCHESTER	03/18/1968	Active	11	1	0	10.00%	10		3	Y		N	03/2024				
7413	MOULTRIE	02/06/1936	Active	36	0	1	-2.70%	37	47	0	Y		N	03/2024				
Exc Award (06/30/2018)																		
124327	Perry	03/09/2015	Active	10	0	1	-9.09%	11	3	0	Y	4		03/2024				
7522	PIKE COUNTY	01/24/1946	Active	17	0	0	0.00%	17		79	N	None		10/2023				
7416	PLAINS	01/04/1946	Active	14	0	0	0.00%	14		15	N	None		04/2024				
7417	POULAN	08/29/1963	Active	19	0	0	0.00%	14		2	Y	2	R	05/2019				
7421	ROCHELLE	10/25/1955	Active	18	0	0	0.00%	16		1	Y		R	02/2024				
7527	TALBOTTON	02/26/1935	Active(1)	19	1	4	-13.64%	22	4	1	N	8		08/2021				
7530	THOMASTON	04/11/1940	Active	13	0	0	0.00%	14		4	Y		N	02/2024				
7426	UNADILLA	01/28/1943	Active(1)	4	0	0	0.00%	9		2	N	None		05/2021				
7430	WARWICK	05/17/1966	Active	23	0	0	0.00%	19		2	Y			03/2024				
7529	WEST POINT	04/29/1936	Active	12	1	0	9.09%	15		1	N		N	12/2022				
Current Total Clubs Count	YTD New Clubs Count	YTD Cancelled Clubs Count	YTD Net Club Gain	Current Total Members Count	YTD Add	YTD Drop	YTD Net Growth %	Member Count 12 Months Ago	Average Member Count Per Club	% of Clubs with less than 20 members	% No Officer Report in 12 Months	% of Clubs with balance 90+ days	Number of Clubs in Status Quo	% Status Quo Clubs in Financial Suspension	Number of Cancelled Clubs	Average Cancelled Club Age	Members Lost Due to Cancellation	% of Clubs Cancelled for Non-Financial Reasons
40	0	0	0	744	9	34	-25	-3.25%	776	19	68%	10%	0%	0	0%	0	0	0%

* - P - Priority Club. Cancellation Reasons: 1-Objectives/conduct, 2-Non-active club, 5-Non-existing club, 6-Disbanding, 7-Merger, 8-Financial Suspension, 9-District/Multiple District Dues.

** Red denotes below 15 active members.

*** Red denotes 20% + loss.

**** Y - all 3 (President, Secretary, Treasurer) club officers reported, N - not all 3 reported.

***** Abbreviation: N-New, IP-Immediate Past, R-Repeat.




Club Health Assessment for District 18 N through August 2025

			Status	Membership						Reports				Finance	LCIF	
Club Number	Club Name	Charter Date	Times in Status Quo in Past 2 Years	Current Member Count **	YTD Members Added	YTD Members Dropped	YTD Net Growth% ***	Member Count 1 Year Ago	Dropped Members Avg.Length of Service	Months Since Membership Update	Current Officers Reported ****	Current President Repeated Term	VP Reported *****	Last Date Reported Service (mm/yyyy)	Account Balance	YTD Donations
Clubs less than two years old																
173394	Brunswick II	02/26/2025	Active	22	0	0	0.00%	0		2	Y	2	R	03/2025		
Clubs more than two years old																
43860	ALAMO	05/18/1984	Active	25	4	0	19.05%	13		0	Y	2	R	08/2025		
7336	ALMA	09/12/1933	Active(1)	39	0	0	0.00%	39		2	Y		N	04/2025		
7535	AUGUSTA	07/01/1922	Active	16	0	1	-5.88%	18	6	0	Y	6	N	03/2025		
7337	BAXLEY	01/14/1947	Active	38	0	0	0.00%	36		1	Y		N	08/2025		
Exc Award (06/30/2021)																
43720	BELLVILLE	04/30/1984	Active	23	0	0	0.00%	20		4	Y		IP	08/2025		\$200.00
7339	BRANTLEY COUNTY	09/19/1944	Active(1)	7	0	0	0.00%	8		4	Y	2	R	11/2024		
7342	CLAXTON	04/04/1952	Active	8	0	0	0.00%	9		4	Y	8		11/2024		
7343	CLINCH COUNTY	11/19/1943	Active	18	0	3	-14.29%	22	16	1	Y		N	04/2025		
31789	COBBTOWN	03/11/1976	Active	17	0	0	0.00%	14		3	Y	2	R	05/2025		
Exc Award (06/30/2025)																
64485	COLLINS	06/28/2001	Active	19	0	0	0.00%	16		1	Y	3	R	09/2024		
7344	DARIEN	01/13/1951	Active	38	1	0	2.70%	38		0	Y	2	N	07/2025		\$1,020.00
Exc Award (06/30/2018, 06/30/2021)																
7345	DOUGLAS	02/18/1936	Active	87	0	0	0.00%	95		2	Y		N	08/2025		
Exc Award (06/30/2016, 06/30/2021, 06/30/2023, 06/30/2024)																
7543	FLEMING	11/13/1951	Active(1)	1	0	0	0.00%	1		14	Y	6		11/2024		
7544	GLASCOCK COUNTY	01/30/1953	Active	8	0	0	0.00%	8		14	Y	10	R	02/2025		
105593	GLENNVILLE	06/01/2009	Active	19	1	0	5.56%	26		1	Y		N	11/2024		
Exc Award (06/30/2022, 06/30/2023)																
50086	HEPHZIBAH	01/15/1990	Active	22	5	0	29.41%	17		0	Y	2	R	03/2025		
7351	HINESVILLE	02/21/1941	Active	12	0	1	-7.69%	13	2	0	Y	2	N	08/2025		\$100.00
Exc Award (06/30/2023)																
151271	Islands Marsh and River	06/22/2022	Active	16	0	0	0.00%	19		2	Y		IP	11/2024		
7353	JEKYLL ISLAND	07/05/1962	Active	19	0	0	0.00%	21		2	Y		R	08/2025		
Exc Award (06/30/2024)																



Club Health Assessment for District 18 N through August 2025

			Status	Membership						Reports				Finance		LCIF
Club Number	Club Name	Charter Date	Times in Status Quo in Past 2 Years	Current Member Count **	YTD Members Added	YTD Members Dropped	YTD Net Growth% ***	Member Count 1 Year Ago	Dropped Members Avg.Length of Service	Months Since Membership Update	Current Officers Reported ****	Current President Repeated Term	VP Reported *****	Last Date Reported Service (mm/yyyy)	Account Balance	YTD Donations
7550	JONES COUNTY L C	01/15/1968	Active	21	2	1	5.00%	21	4	1	Y	2	R	08/2025		\$50.00
7355	KINGSLAND	03/10/1953	Active	18	0	1	-5.26%	18	14	1	Y		R	04/2025		
7356	LANIER COUNTY	05/03/1951	Active	18	0	0	0.00%	21		4	Y		N	08/2025		
7552	LOUISVILLE	10/29/1953	Active	38	0	4	-9.52%	38	8	0	Y		N	10/2024		
7358	LYONS	12/17/1946	Active	83	0	1	-1.19%	80	58	0	Y		N	08/2025		
Exc Award (06/30/2022, 06/30/2023, 06/30/2024)																
7359	MC RAE	08/27/1943	Active(1)	8	0	0	0.00%	8		14	Y	6	R	02/2025		\$100.00
7360	METTER	12/03/1963	Active	6	0	0	0.00%	6		13	Y	6	R	11/2024		
7556	MIDVILLE	08/24/1944	Active	11	0	0	0.00%	11		16	Y	10		10/2024		
31210	MILLEDGEVILLE	09/26/1975	Active	15	0	0	0.00%	17		3	Y		N	08/2025		
7557	MILLEN	04/04/1941	Active	10	0	1	-9.09%	12	1	1	Y			10/2024		
7558	NATIONAL HILLS	04/16/1963	Active	17	0	0	0.00%	22		1	Y			05/2025		\$1,000.00
111017	POOLER	05/03/2011	Active	51	4	0	8.51%	56		0	N		N	08/2025		
Exc Award (06/30/2020, 06/30/2022, 06/30/2023)																
7367	REIDSVILLE	02/01/1944	Active(3)	4	0	0	0.00%	12		2	Y	6		09/2024		
7368	RICHMOND HILL GA LIONS CLUB, INC.	03/19/1963	Active	50	2	0	4.17%	52		0	Y	2	N	06/2025		
7369	RINCON	02/15/1971	Active	4	0	0	0.00%	4		16	Y	10	N	11/2024		\$1,000.00
59427	RINCON NOON	04/30/1997	Active(1)	6	0	0	0.00%	6		6	Y	5	N	11/2024		
7561	SANDERSVILLE	11/30/1928	Active	12	0	0	0.00%	14		4	Y	4		04/2025		
7371	SAVANNAH	05/11/1922	Active	56	0	1	-1.75%	62	7	0	Y		N	08/2025		
Exc Award (06/30/2023)																
7372	SAVANNAH PORT CITY	06/18/1953	Active	9	0	0	0.00%	9		4	Y	3	N	07/2024		
7563	SPARTA	10/18/1928	Active	10	0	0	0.00%	10		4	Y	9	R	08/2025		
7565	SYLVANIA	10/01/1946	Active	32	1	1	0.00%	29	17	0	Y		IP	07/2025		
Exc Award (06/30/2017)																
7568	TWIN CITY	01/23/1964	Active	17	0	1	-5.56%	18	16	0	Y		N	11/2024		
7376	VIDALIA	01/10/1947	Active	13	0	0	0.00%	13		0	Y	2		03/2025		
7378	WAYCROSS OKEFENOKEE	07/06/1959	Active	16	0	1	-5.88%	15	41	0	N	None	N	07/2024		



Club Health Assessment for District 18 N through August 2025

INTERNATIONAL

Club Number	Club Name	Charter Date	Status	Membership					Reports				Finance	LCIF		
			Times in Status Quo in Past 2 Years	Current Member Count **	YTD Members Added	YTD Members Dropped	YTD Net Growth% ***	Member Count 1 Year Ago	Dropped Members Avg.Length of Service	Months Since Membership Update	Current Officers Reported ****	Current President Repeated Term	VP Reported *****	Last Date Reported Service (mm/yyyy)	Account Balance	YTD Donations
7354	WAYNE COUNTY	09/22/1955	Active	13	0	0	0.00%	12		10	Y	5	R	05/2025		
7379	WOODBINE	03/09/1953	Active(1)	27	0	0	0.00%	27		14	Y		N	06/2025		
Exc Award (06/30/2018)																

Clubs Cancelled Previous Fiscal Year – Clubs Cancelled within last 12 months may be reinstated

Club Number	Club Name	Charter Date	Current Status*	Cancellation Date
7542	DUBLIN	09/25/1923	Cancelled(8*)	12/30/2024
7366	PORT WENTWORTH	02/04/1959	Cancelled(6*)	03/29/2025
66398	STATESBORO	06/28/2002	Cancelled(6*)	12/30/2024

Current Total Clubs Count	YTD New Clubs Count	YTD Cancelled Clubs Count	YTD Net Club Gain	Current Total Members Count	YTD Add	YTD Drop	YTD Net Growth	YTD Net Growth %	Member Count 12 Months Ago	Average Member Count Per Club	% of Clubs with less than 20 members	% No Officer Report in 12 Months	% of Clubs with balance 90+ days	Number of Clubs in Status Quo	% Status Quo Clubs in Financial Suspension	Number of Cancelled Clubs	Average Cancelled Club Age	Members Lost Due to Cancellation	% of Clubs Cancelled for Non-Financial Reasons
46	0	0	0	1,019	20	17	3	0.30%	1,026	22	65%	0%	0%	0	0%	0	0	0	0%

* - P - Priority Club. Cancellation Reasons: 1-Objectives/conduct, 2-Non-active club, 5-Non-existing club, 6-Disbanding, 7-Merger, 8-Financial Suspension, 9-District/Multiple District Dues.

** Red denotes below 15 active members.


*** Red denotes 20% + loss.

**** Y - all 3 (President, Secretary, Treasurer) club officers reported, N - not all 3 reported.

***** Abbreviation: N-New, IP-Immediate Past, R-Repeat.



Club Health Assessment for District 30 M through August 2025

			Status	Membership					Reports					Finance	LCIF	
Club Number	Club Name	Charter Date	Times in Status Quo in Past 2 Years	Current Member Count **	YTD Members Added	YTD Members Dropped	YTD Net Growth% ***	Member Count 1 Year Ago	Dropped Members Avg.Length of Service	Months Since Membership Update	Current Officers Reported ****	Current President Repeated Term	VP Reported *****	Last Date Reported Service (mm/yyyy)	Account Balance	YTD Donations
Clubs less than two years old																
156455	Eudora	11/28/2023	Active	19	0	0	0.00%	19		0	Y	2	R	03/2024		
Clubs more than two years old																
11098	ABERDEEN	02/12/1948	Active	15	0	0	0.00%	15		2	Y		N	01/2021		
	Exc Award (06/30/2016)															
11188	BATESVILLE	04/23/1946	Active	34	0	0	0.00%	34		3	Y	4	N	08/2025		\$750.00
	Exc Award (06/30/2018, 06/30/2019, 06/30/2020)															
11102	BOONEVILLE	04/12/1948	Active	37	0	5	-11.90%	42	2	1	Y		N	07/2024		
	Exc Award (06/30/2018, 06/30/2020, 06/30/2022, 06/30/2024)															
11103	BRUCE	06/13/1957	Active	4	0	0	0.00%	4		3	Y	22	R	12/2020		
11104	BYHALIA	02/19/1946	Active	19	0	0	0.00%	20		4	Y	2	N	03/2024		
11191	CHARLESTON	08/01/1952	Active(4)	8	0	0	0.00%	8		21	N	None		12/2020		
	Exc Award (06/30/2016)															
11192	CLARKSDALE	01/18/1938	Active	15	6	0	66.67%	11		1	Y	2	R	01/2021		
	Exc Award (06/30/2016, 06/30/2018)															
54611	CLARKSDALE SUNSET	06/18/1993	Cancelled(7*)	0	0	5	-100.00%	7	20	2	N	None		01/2021		
	Exc Award (06/30/2016)															
11195	CLEVELAND EVENING	01/30/1973	Active(1)	6	0	0	0.00%	6		2	N	None		03/2022		
11194	CLEVELAND NOON	06/16/1949	Active	27	0	0	0.00%	32		2	Y	3		05/2021		
	Exc Award (06/30/2016, 06/30/2017)															
11277	COLUMBUS EAST COLUMBUS	03/23/1959	Active	26	2	2	0.00%	29	20	0	Y		N	08/2025		\$384.00
	Exc Award (06/30/2023)															
52419	COLUMBUS GREATER COLUMBUS	01/21/1992	Active	10	0	0	0.00%	10		2	Y		R	08/2025		
11106	CORINTH	03/24/1939	Active	12	1	1	0.00%	12	3	1	Y	3	N	10/2023		
	Exc Award (06/30/2018)															
37571	DORSEY	10/22/1979	Active	8	0	0	0.00%	10		2	Y		N	08/2025		
	Exc Award (06/30/2020)															
11283	EUPORA	06/21/1966	Active	8	2	2	0.00%	8	4	1	Y	7	R	06/2023		
11111	FULTON	02/13/1939	Active(2)	10	0	0	0.00%	11		2	Y	2	N	08/2020		




Club Health Assessment for District 30 M through August 2025

			Status	Membership						Reports				Finance	LCIF	
Club Number	Club Name	Charter Date	Times in Status Quo in Past 2 Years	Current Member Count **	YTD Members Added	YTD Members Dropped	YTD Net Growth% ***	Member Count 1 Year Ago	Dropped Members Avg.Length of Service	Months Since Membership Update	Current Officers Reported ****	Current President Repeated Term	VP Reported *****	Last Date Reported Service (mm/yyyy)	Account Balance	YTD Donations
Exc Award (06/30/2018)			Active	46	0	0	0.00%	47		3	Y		N	11/2020		\$300.00
11204	GREENWOOD	05/06/1940														
Exc Award (06/30/2018, 06/30/2019, 06/30/2020)			Active	28	0	1	-3.45%	28	4	0	Y		N	08/2025		
11285	GRENADA	06/10/1935														
Exc Award (06/30/2017, 06/30/2019, 06/30/2022, 06/30/2023)			Active(1)	12	0	0	0.00%	12		2	N	None		12/2020		
11115	HERNANDO	05/30/1957														
140796	Horn Lake	02/03/2020	Active	24	1	0	4.35%	14		0	Y	3	R	08/2025		
Exc Award (06/30/2023, 06/30/2024, 06/30/2025)			Active	21	1	2	-4.55%	23	13	0	Y		N	10/2022		
11207	INDIANOLA	07/16/1945														
Exc Award (06/30/2016, 06/30/2019)			Active	11	1	0	10.00%	10		0	Y			07/2025		
11208	INVERNESS	06/13/1947														
Exc Award (06/30/2016)			Active	14	0	1	-6.67%	16	16	0	Y	3		01/2024		
11286	KILMICHAEL	02/05/1953														
Exc Award (06/30/2016, 06/30/2017)			Active	42	1	0	2.44%	41		1	Y		N	04/2025		
11287	KOSCIUSKO	04/18/1940														
Exc Award (06/30/2016, 06/30/2017, 06/30/2020)			Active	28	5	1	16.67%	25	22	1	Y		N	12/2020		\$2,000.00
11213	LELAND	02/17/1938														
Exc Award (06/30/2016, 06/30/2017)			Active	22	0	0	0.00%	25		2	Y	2	N	03/2024		
11289	LOUISVILLE	05/05/1950														
Exc Award (06/30/2016, 07/01/2017)			Active	12	0	1	-7.69%	13	20	0	Y	5		06/2020		
11290	MABEN	08/10/1949														
Exc Award (06/30/2018, 06/30/2019)			Active	13	0	0	0.00%	11		2	Y		N	08/2025		
11291	MACON	01/04/1962														
Exc Award (06/30/2024)			Active	16	0	0	0.00%	15		0	Y			04/2021		
11123	MANTACHIE	01/11/1956														
11121	MARIETTA	03/21/1961	Active	20	0	0	0.00%	21		8	Y	5		10/2023		
Exc Award (06/30/2017)			Active	10	1	2	-9.09%	11	9	1	Y		N	12/2020		
105607	NEW ALBANY	06/02/2009														
Exc Award (06/30/2016, 06/30/2017)			Active	20	0	0	0.00%	25		5	N		N	12/2020		
11128	OLIVE BRANCH	10/30/1951														



Club Health Assessment for District 30 M through August 2025

			Status	Membership					Reports				Finance	LCIF		
Club Number	Club Name	Charter Date	Times in Status Quo in Past 2 Years	Current Member Count **	YTD Members Added	YTD Members Dropped	YTD Net Growth***	Member Count 1 Year Ago	Dropped Members Avg.Length of Service	Months Since Membership Update	Current Officers Reported ****	Current President Repeated Term	VP Reported *****	Last Date Reported Service (mm/yyyy)	Account Balance	YTD Donations
11129	OXFORD	08/09/1940	Active	19	0	0	0.00%	21		4	Y	2	N	04/2025		\$120.00
	Exc Award (06/30/2023, 06/30/2024)															
11133	RIPLEY	07/31/1946	Active	25	0	0	0.00%	27		2	N	None		08/2022		
	Exc Award (06/30/2016, 06/30/2018)															
11219	SARDIS	05/25/1948	Active	15	0	0	0.00%	17		1	Y	3		01/2020		
	Exc Award (06/30/2016, 06/30/2019, 06/30/2020)															
11220	SENATOBIA	05/18/1948	Active	13	3	2	8.33%	13	11	1	Y		N	05/2025		
11221	SHAW	02/20/1950	Active	11	0	0	0.00%	12		10	Y			04/2024		
	Exc Award (06/30/2017, 06/30/2018)															
11302	STARKVILLE	03/08/1948	Active	4	0	0	0.00%	6		2	N	10		01/2020		
	Exc Award (06/30/2017, 06/30/2018)															
101538	STARKVILLE MULTI CULTURE	03/11/2008	Active	8	0	0	0.00%	9		18	Y	2	R	04/2025		\$10.00
11138	TREMONT	09/23/1957	Active	14	0	0	0.00%	14		19	Y		N	05/2024		
	Exc Award (06/30/2016)															
11139	TUPELO	11/07/1932	Active	25	2	1	4.17%	26	1	0	Y	2	R	09/2024		
38291	WATER VALLEY	04/21/1980	Active	43	1	0	2.38%	35		0	Y		N	04/2025		\$390.00
	Exc Award (06/30/2016, 06/30/2017, 06/30/2018, 06/30/2019, 06/30/2020)															

Clubs Cancelled Previous Fiscal Year – Clubs Cancelled within last 12 months may be reinstated

Club Number	Club Name	Charter Date	Current Status*	Cancellation Date
64368	HOLCOMB	06/11/2001	Cancelled(8*)	06/29/2025

Current Total Clubs Count	YTD New Clubs Count	YTD Cancelled Clubs Count	YTD Net Club Gain	Current Total Members Count	YTD Add	YTD Drop	YTD Net Growth	YTD Net Growth %	Member Count 12 Months Ago	Average Member Count Per Club	% of Clubs with less than 20 members	% No Officer Report in 12 Months	% of Clubs with balance 90+ days	Number of Clubs in Status Quo	% Status Quo Clubs in Financial Suspension	Number of Cancelled Clubs	Average Cancelled Club Age	Members Lost Due to Cancellation	% of Clubs Cancelled for Non-Financial Reasons
42	0	1	-1	774	27	26	1	0.13%	795	18	62%	10%	0%	0	0%	1	56	5	0%

* - P - Priority Club. Cancellation Reasons: 1-Objectives/conduct, 2-Non-active club, 5-Non-existing club, 6-Disbanding, 7-Merger, 8-Financial Suspension, 9-District/Multiple District Dues.

** Red denotes below 15 active members.

*** Red denotes 20% + loss.

**** Y - all 3 (President, Secretary, Treasurer) club officers reported, N - not all 3 reported.

***** Abbreviation: N-New, IP-Immediate Past, R-Repeat.



Club Health Assessment for District 30 S through August 2025

			Status	Membership					Reports				Finance		LCIF	
Club Number	Club Name	Charter Date	Times in Status Quo in Past 2 Years	Current Member Count **	YTD Members Added	YTD Members Dropped	YTD Net Growth% ***	Member Count 1 Year Ago	Dropped Members Avg.Length of Service	Months Since Membership Update	Current Officers Reported ****	Current President Repeated Term	VP Reported *****	Last Date Reported Service (mm/yyyy)	Account Balance	YTD Donations
Clubs more than two years old																
11230	BILOXI	02/18/1924	Active	54	0	0	0.00%	56		0	Y		N	05/2025		\$110.00
Exc Award (06/30/2023)																
11148	BROOKHAVEN	03/17/1936	Active	26	0	0	0.00%	25		4	Y			12/2024		
11151	CANTON	12/27/1939	Active(1)	17	0	0	0.00%	21		1	Y		N	01/2024		
11274	CARTHAGE	06/20/1940	Active	4	0	0	0.00%	4		24	Y	4		10/2011		
11275	COLLINSVILLE	02/02/1971	Active	3	0	0	0.00%	3		15	N	None		05/2018		
11232	COLUMBIA	12/21/1942	Active(1)	28	0	0	0.00%	28		3	Y		N	02/2025		\$1,896.00
11153	CRYSTAL SPRINGS	02/27/1936	Active	15	0	0	0.00%	17		0	Y	2		06/2025		
11279	DE KALB	10/06/1938	Active	7	0	0	0.00%	8		1	Y					
54226	DIAMONDHEAD	03/15/1993	Active	23	0	0	0.00%	23		10	Y	2	R	11/2019		
Exc Award (06/30/2018)																
11234	ELLISVILLE	07/07/1948	Active	11	0	0	0.00%	16		2	Y					
11156	FLORENCE	03/11/1949	Active	10	0	0	0.00%	10		16	Y	3				\$600.00
11284	FOREST	11/11/1946	Active	19	4	0	26.67%	18		1	Y		N			\$500.00
53672	HARRISVILLE	09/14/1992	Active	9	0	0	0.00%	9		17	N	None				
11239	HATTIESBURG	01/30/1928	Active(1)	8	0	0	0.00%	8		15	Y	10		07/2022		\$50.00
11240	LAUREL	03/27/1940	Active	16	0	0	0.00%	15		2	Y		N	02/2019		
11292	MADDEN	03/16/1970	Active	13	0	0	0.00%	13		16	Y			01/2015		
52747	MADISON	03/23/1992	Active	63	4	0	6.78%	66		0	Y		N	06/2025		
Exc Award (06/30/2022)																
11166	MAGEE	02/14/1936	Active	62	3	1	3.33%	60	9	0	Y		N	11/2018		
Exc Award (06/30/2023)																
11168	MC COMB	05/03/1938	Active(1)	49	0	0	0.00%	43		0	Y	2	N	06/2025		
56162	MEADVILLE FRANKLIN COUNTY	10/20/1994	Active	14	0	0	0.00%	13		2	Y		N	06/2025		
11159	METRO JACKSON	10/04/1921	Active	10	0	0	0.00%	10		3	N	2	N	05/2017		
11296	MORTON	01/29/1929	Active	21	1	2	-4.55%	22	8	0	N		N	05/2017		
11297	NEWTON	08/08/1938	Active	9	1	0	12.50%	8		0	Y		N	10/2017		



Club Health Assessment for District 30 S through August 2025

			Status	Membership					Reports				Finance	LCIF		
Club Number	Club Name	Charter Date	Times in Status Quo in Past 2 Years	Current Member Count **	YTD Members Added	YTD Members Dropped	YTD Net Growth***	Member Count 1 Year Ago	Dropped Members Avg.Length of Service	Months Since Membership Update	Current Officers Reported ****	Current President Repeated Term	VP Reported *****	Last Date Reported Service (mm/yyyy)	Account Balance	YTD Donations
119713	Ocean Springs	06/19/2013	Active	12	0	0	0.00%	12		0	Y	3	N	05/2025		
96698	PINE BELT	03/22/2006	Active	8	0	3	-27.27%	12	11	1	N	None		09/2023		\$300.00
11177	PORT GIBSON	09/07/1928	Active	21	0	0	0.00%	19		2	Y		N	03/2022		
11179	RESERVOIR L C	02/12/1973	Active	11	0	0	0.00%	10		2	Y		N	09/2023		
11264	ST MARTIN	11/02/1960	Active	13	0	0	0.00%	14		10	Y	3		06/2025		
11268	SUMRALL	02/26/1940	Active	33	0	0	0.00%	39		2	N	None		01/2015		
11182	TERRY	06/23/1949	Active	7	0	0	0.00%	10		2	Y	8	N	03/2025		
Exc Award (06/30/2018)																
11185	VICKSBURG	01/11/1944	Active	23	0	0	0.00%	24		2	Y		N	12/2024		\$500.00
11270	WAYNESBORO	07/15/1948	Active	15	0	0	0.00%	15		12	Y			09/2018		
11186	WESSON	04/30/1940	Active	17	0	0	0.00%	17		14	Y			09/2017		
11271	WOOLMARKET	01/30/1961	Active(1)	17	4	0	30.77%	13		0	Y	2		11/2022		
11187	YAZOO CITY	01/10/1940	Active	17	0	0	0.00%	17		1	Y			03/2024		
Exc Award (06/30/2023)																

Clubs Cancelled Previous Fiscal Year – Clubs Cancelled within last 12 months may be reinstated

Club Number	Club Name	Charter Date	Current Status*	Cancellation Date
11152	CLINTON	08/09/1949	Cancelled(6*)	06/29/2025
11158	HAZLEHURST	07/10/1942	Cancelled(8*)	06/29/2025

Current Total Clubs Count	YTD New Clubs Count	YTD Cancelled Clubs Count	YTD Net Club Gain	Current Total Members Count	YTD Add	YTD Drop	YTD Net Growth	YTD Net Growth %	Member Count 12 Months Ago	Average Member Count Per Club	% of Clubs with less than 20 members	% No Officer Report in 12 Months	% of Clubs with balance 90+ days	Number of Clubs in Status Quo	% Status Quo Clubs in Financial Suspension	Number of Cancelled Clubs	Average Cancelled Club Age	Members Lost Due to Cancellation	% of Clubs Cancelled for Non-Financial Reasons
35	0	0	0	685	17	6	11	1.63%	698	20	69%	9%	0%	0	0%	0	0	0	0%

* - P - Priority Club. Cancellation Reasons: 1-Objectives/conduct, 2-Non-active club, 5-Non-existing club, 6-Disbanding, 7-Merger, 8-Financial Suspension, 9-District/Multiple District Dues.

** Red denotes below 15 active members.


*** Red denotes 20% + loss.

**** Y - all 3 (President, Secretary, Treasurer) club officers reported, N - not all 3 reported.

***** Abbreviation: N-New, IP-Immediate Past, R-Repeat.



Club Health Assessment for District 31 L through August 2025

			Status	Membership						Reports				Finance	LCIF	
Club Number	Club Name	Charter Date	Times in Status Quo in Past 2 Years	Current Member Count **	YTD Members Added	YTD Members Dropped	YTD Net Growth% ***	Member Count 1 Year Ago	Dropped Members Avg.Length of Service	Months Since Membership Update	Current Officers Reported ****	Current President Repeated Term	VP Reported *****	Last Date Reported Service (mm/yyyy)	Account Balance	YTD Donations
Clubs more than two years old																
11309	ANDREWS	09/13/1951	Active	28	0	0	0.00%	30		1	Y		N	06/2025		
47410	ASHEVILLE GREATER	06/16/1987	Active	18	1	0	5.88%	15		1	Y	9	N	05/2021		
11355	BALLS CREEK	12/14/1956	Active(1)	10	0	0	0.00%	10		19	N	None				
11314	BLACK MOUNTAIN	12/17/1935	Active	13	0	1	-7.14%	15	3	1	Y		N	05/2019		
Exc Award (06/30/2017)																
88381	BLACK MOUNTAIN MCCUNE	05/23/2005	Active	41	1	1	0.00%	43	1	1	Y	4	R	07/2025		
11315	BREVARD	09/15/1938	Active	15	0	0	0.00%	15		15	Y		R	06/2025		
50447	BREVARD DAVIDSON RIVER	04/19/1990	Active	7	0	0	0.00%	7		4	Y	5	R	04/2019		
11317	CANDLER	10/28/1946	Active	26	0	0	0.00%	26		12	N	None				
11318	CANTON	08/24/1938	Active	28	1	0	3.70%	31		1	N	None		12/2023		
Exc Award (06/30/2017)																
11415	CHASE	03/22/1971	Active	7	0	1	-12.50%	8	8	0	Y	3	R	04/2022		
11361	CLAREMONT	05/11/1949	Active	15	0	0	0.00%	15		11	Y		N	03/2025		\$679.83
11321	CLAY COUNTY	05/10/1938	Active	6	0	0	0.00%	7		11	Y	3		07/2023		
11412	EAST GASTONIA	04/12/1957	Active	7	0	0	0.00%	7		0	N	None		03/2015		
117191	EDNEYVILLE COMMUNITY	06/18/2012	Active(1)	4	0	0	0.00%	8		8	N	None		01/2020		
11325	ERWIN DISTRICT	03/17/1956	Active	35	1	1	0.00%	33	4	0	Y		N	07/2025		
11326	ETOWAH	01/20/1954	Active	18	0	1	-5.26%	24	12	1	Y	2	R	07/2025		
Exc Award (06/30/2023, 06/30/2024)																
11330	FRANKLIN	06/23/1939	Active	24	0	0	0.00%	22		1	Y		R	08/2025		
11416	Gastonia	02/14/1923	Active	7	0	0	0.00%	7		3	Y		R	08/2025		\$100.00
11365	GRANITE FALLS	08/23/1937	Active	10	0	0	0.00%	12		4	Y	13	R	11/2023		
11333	HENDERSONVILLE	12/22/1938	Active	34	0	1	-2.86%	38	49	0	Y		R	08/2025		
11335	HOT SPRINGS	03/19/1957	Active	22	0	0	0.00%	22		19	N	None		10/2023		
11369	HUDSON	06/24/1949	Active	10	0	0	0.00%	14		5	N	None		08/2015		
36704	LAKE LURE	03/26/1979	Active	28	4	0	16.67%	26		0	Y			08/2025		
11424	LINCOLNTON	12/14/1950	Active(1)	12	0	0	0.00%	13		2	Y	3	R	08/2025		



Club Health Assessment for District 31 L through August 2025

			Status	Membership						Reports				Finance	LCIF	
Club Number	Club Name	Charter Date	Times in Status Quo in Past 2 Years	Current Member Count **	YTD Members Added	YTD Members Dropped	YTD Net Growth% ***	Member Count 1 Year Ago	Dropped Members Avg.Length of Service	Months Since Membership Update	Current Officers Reported ****	Current President Repeated Term	VP Reported *****	Last Date Reported Service (mm/yyyy)	Account Balance	YTD Donations
11371	LONG VIEW	05/09/1950	Active	18	0	0	0.00%	16		2	Y	2	R	08/2025		
	Exc Award (06/30/2023)															
11374	MARION	11/19/1953	Active	13	0	0	0.00%	13		16	N	None		04/2019		
110774	MILLS RIVER	04/19/2011	Active	10	0	0	0.00%	10		0	Y	4	R	04/2024		
11427	MOUNT HOLLY	06/04/1935	Active	3	0	0	0.00%	3		11	N	None		03/2023		
11378	NEWTON	09/25/1944	Active	7	0	0	0.00%	7		23	N	None		10/2011		
11342	PISGAH FOREST	11/07/1968	Active	9	0	0	0.00%	11		2	Y	6	R	06/2025		
11380	RUTHERFORD COLLEGE	03/14/1955	Active	22	0	0	0.00%	18		1	Y	3	N	07/2025		
11432	RUTHERFORDTON	10/11/1954	Active	15	1	2	-6.25%	14	9	0	N	None	N	08/2025		
11381	SAINT STEPHENS	04/26/1951	Active	15	0	0	0.00%	11		6	Y	4		10/2023		
62795	SAND HILL	02/17/2000	Active	9	0	0	0.00%	6		3	Y		N	11/2023		
	Exc Award (06/30/2017)															
11433	SHELBY	08/28/1929	Active	11	0	0	0.00%	13		5	N	None		06/2015		
11383	SHERRILLS FORD	09/03/1957	Active	11	0	1	-8.33%	20	2	1	Y			08/2025		
	Exc Award (06/30/2023, 06/30/2024)															
11386	SPRUCE PINE	11/29/1950	Active	14	0	0	0.00%	16		3	N	None		06/2024		
11345	SWANNANOVA VALLEY L C	03/24/1970	Active	7	3	0	75.00%	4		0	Y	7		08/2025		
11391	VALDESE	11/09/1936	Active	8	0	1	-11.11%	9	3	1	Y			08/2025		
11348	VALLEY SPRINGS	10/18/1954	Active	1	0	1	-50.00%	2	2	0	N	6		05/2018		
11351	WEAVERVILLE	03/25/1949	Active	21	0	0	0.00%	23		11	N	None		10/2023		
82296	WEST HICKORY VIP	05/12/2004	Active	17	0	0	0.00%	22		2	N	None	N	10/2023		

Clubs Cancelled Previous Fiscal Year – Clubs Cancelled within last 12 months may be reinstated

Club Number	Club Name	Charter Date	Current Status*	Cancellation Date
11322	CLYDE	04/20/1949	Cancelled(6*)	03/29/2025
11362	CONOVER	08/10/1938	Cancelled(8*)	04/29/2025
11337	MARS HILL	12/16/1968	Cancelled(8*)	06/29/2025
11350	WAYNESVILLE	09/06/1938	Cancelled(8*)	06/29/2025



Club Health Assessment for District 31 L through August 2025

						Status		Membership					Reports				Finance	LCIF	
						Times in Status Quo in Past 2 Years		Current Member Count **	YTD Members Added	YTD Members Dropped	YTD Net Growth***	Member Count 1 Year Ago	Dropped Members Avg.Length of Service	Months Since Membership Update	Current Officers Reported ****	Current President Repeated Term	VP Reported *****	Last Date Reported Service (mm/yyyy)	Account Balance
Club Number	Club Name		Charter Date																
Current Total Clubs Count	YTD New Clubs Count	YTD Cancelled Clubs Count	YTD Net Club Gain	Current Total Members Count	YTD Add	YTD Drop	YTD Net Growth	Member Count 12 Months Ago	Average Member Count Per Club	% of Clubs with less than 20 members	% No Officer Report in 12 Months	% of Clubs with balance 90+ days	Number of Clubs in Status Quo	% Status Quo Clubs in Financial Suspension	Number of Cancelled Clubs	Average Cancelled Club Age	Members Lost Due to Cancellation	% of Clubs Cancelled for Non-Financial Reasons	
42	0	0	0	636	12	11	1	0.16%	666	15	74%	29%	0%	0	0%	0	0	0	0%

* - P - Priority Club. Cancellation Reasons: 1-Objectives/conduct, 2-Non-active club, 5-Non-existing club, 6-Disbanding, 7-Merger, 8-Financial Suspension, 9-District/Multiple District Dues.

** Red denotes below 15 active members.


*** Red denotes 20% + loss.

**** Y - all 3 (President, Secretary, Treasurer) club officers reported, N - not all 3 reported.

***** Abbreviation: N-New, IP-Immediate Past, R-Repeat.




Club Health Assessment for District 31 I through August 2025

			Status	Membership					Reports				Finance	LCIF		
Club Number	Club Name	Charter Date	Times in Status Quo in Past 2 Years	Current Member Count **	YTD Members Added	YTD Members Dropped	YTD Net Growth% ***	Member Count 1 Year Ago	Dropped Members Avg.Length of Service	Months Since Membership Update	Current Officers Reported ****	Current President Repeated Term	VP Reported *****	Last Date Reported Service (mm/yyyy)	Account Balance	YTD Donations
Clubs more than two years old																
11357	BETHLEHEM	12/10/1964	Active	40	0	0	0.00%	45		2	Y		N	07/2025		
Exc Award (06/30/2018, 06/30/2022, 06/30/2024)																
11358	BOONE	11/20/1936	Active	17	0	0	0.00%	18		0	Y	2	R	07/2025		\$100.00
11399	CHARLOTTE CENTRAL	10/20/1922	Active	7	0	0	0.00%	6		3	Y	6				
11403	CHARLOTTE SOUTHERN	03/22/1957	Active	15	1	2	-6.25%	15	23	1	Y		N	08/2025		
11501	CLEVELAND	06/02/1949	Active	24	0	0	0.00%	24		3	Y	2	R	07/2025		
Exc Award (06/30/2016, 06/30/2017, 06/30/2018)																
11502	CONCORD	05/19/1932	Active	27	0	0	0.00%	27		1	Y		N	04/2025		
Exc Award (06/30/2022)																
61396	CRESTON RIVERVIEW	01/11/1999	Active	14	0	0	0.00%	9		4	Y	7	R			
11410	DAVIDSON	06/29/1945	Active	21	0	0	0.00%	21		14	N	None		01/2018		
11504	DAVIS TOWNSEND	04/06/1951	Active	15	0	0	0.00%	16		3	Y		N	05/2025		
11505	DENTON	03/20/1944	Active	30	0	1	-3.23%	32	16	0	Y			06/2024		
Exc Award (06/30/2017, 06/30/2023)																
11411	DERITA	02/28/1957	Active	11	0	0	0.00%	11		19	N	None		07/2017		
11445	DOBSON	03/05/1946	Active	22	0	0	0.00%	21		2	N	None		06/2019		
11447	ELKIN	10/31/1944	Active	4	0	0	0.00%	6		4	Y	2	N	08/2020		
11507	FAIR GROVE	12/07/1949	Active	16	0	0	0.00%	15		4	Y		R	08/2025		
Exc Award (06/30/2024)																
11509	HARRISBURG	04/23/1964	Active	24	3	0	14.29%	22		0	Y	3		04/2024		
11510	HASTY	05/20/1952	Active(1)	1	0	0	0.00%	1		15	N	None		09/2019		
11419	HICKORY GROVE	04/01/1958	Active	6	0	0	0.00%	7		10	Y	3		06/2025		
11463	KERNERSVILLE	09/22/1938	Active	41	1	0	2.50%	43		1	Y		N	06/2025		
11464	KING	06/15/1949	Active	12	0	0	0.00%	14		3	N	2		04/2024		
39145	LAKE NORMAN L C	12/08/1980	Active	18	0	0	0.00%	20		5	Y			07/2025		\$500.00
11517	LEXINGTON DOWNTOWN	01/31/1972	Active	21	0	0	0.00%	22		3	Y			10/2024		
11518	LINWOOD	03/14/1951	Active	13	0	0	0.00%	12		7	Y	5	R	05/2025		\$1,000.00



Club Health Assessment for District 31 I through August 2025

			Status	Membership					Reports					Finance	LCIF	
Club Number	Club Name	Charter Date	Times in Status Quo in Past 2 Years	Current Member Count **	YTD Members Added	YTD Members Dropped	YTD Net Growth% ***	Member Count 1 Year Ago	Dropped Members Avg.Length of Service	Months Since Membership Update	Current Officers Reported ****	Current President Repeated Term	VP Reported *****	Last Date Reported Service (mm/yyyy)	Account Balance	YTD Donations
Exc Award (06/30/2016, 06/30/2024)																
33316	MINT HILL	02/07/1977	Active	16	0	0	0.00%	26		3	N	None		03/2024		
11470	MOCKSVILLE	10/22/1954	Active	18	0	0	0.00%	18		3	Y	2	N	08/2025		\$1,000.00
11376	MOORESVILLE	07/11/1939	Active	15	0	0	0.00%	17		2	Y		R	05/2024		\$200.00
11471	MOUNT AIRY	06/07/1938	Active	10	0	0	0.00%	12		6	Y	10	R	01/2019		
11528	MT PLEASANT	09/05/1944	Active	50	0	0	0.00%	49		0	Y		N	11/2024		
Exc Award (06/30/2023, 06/30/2024)																
78750	NORTH CHARLOTTE	04/09/2004	Active	14	0	0	0.00%	14		3	Y	16	R	03/2024		
11496	NORTH DAVIDSON	03/15/1962	Active	15	0	0	0.00%	17		9	Y		N	07/2025		
Exc Award (06/30/2023)																
11379	NORTH WILKESBORO	04/05/1938	Active	26	3	0	13.04%	30		1	Y		N	01/2023		
Exc Award (06/30/2016, 06/30/2018, 06/30/2019)																
11536	ODELL	01/09/1957	Active	10	0	0	0.00%	10		16	N	None		06/2018		
11537	PILOT	11/06/1951	Active	25	0	1	-3.85%	27	22	1	Y		N	09/2023		
11475	PINNACLE	06/22/1971	Active	11	0	0	0.00%	11		3	N	2		12/2017		
11540	ROCKWELL	09/20/1954	Active	20	1	0	5.26%	18		0	Y		N	08/2025		
Exc Award (06/30/2024)																
11541	SALISBURY	09/11/1932	Active	33	1	0	3.13%	37		0	Y	2	N	08/2025		\$1,000.00
11384	SOUTH IREDELL	11/07/1960	Active	7	0	0	0.00%	7		4	N		N	03/2024		
11385	SPARTA	10/17/1944	Active	20	1	0	5.26%	22		1	Y		N	01/2021		
Exc Award (06/30/2016)																
11389	TAYLORSVILLE	10/10/1944	Active	8	0	0	0.00%	8		3	Y	8	R	06/2025		
Exc Award (06/30/2018)																
11544	THOMASVILLE	10/03/1938	Active	64	1	0	1.59%	62		1	Y		N	07/2025		
Exc Award (06/30/2023, 06/30/2024)																
11487	WALNUT COVE	10/15/1956	Active	16	0	0	0.00%	8		3	N	None		07/2023		
11392	WEST IREDELL	04/02/1957	Active	7	2	0	40.00%	5		0	N	3		05/2025		
Exc Award (06/30/2018)																
11393	WEST JEFFERSON	07/12/1949	Active	13	0	0	0.00%	15		5	N	None		07/2025		
11550	WEST LEXINGTON	02/01/1960	Active	9	0	0	0.00%	6		2	N		IP	02/2019		



Club Health Assessment for District 31 I through August 2025

INTERNATIONAL

						Status		Membership					Reports				Finance		LCIF
						Times in Status Quo in Past 2 Years	Current Member Count **	YTD Members Added	YTD Members Dropped	YTD Net Growth***	Member Count 1 Year Ago	Dropped Members Avg.Length of Service	Months Since Membership Update	Current Officers Reported ****	Current President Repeated Term	VP Reported *****	Last Date Reported Service (mm/yyyy)	Account Balance	YTD Donations
Club Number	Club Name	Charter Date																	
11489	WINSTON SALEM KONNOAK HILLS Exc Award (06/30/2024)	03/23/1964	Active	20	0	0	0.00%	20		4	Y		N	12/2024					
11488	WINSTON SALEM TWIN CITY HOST	03/13/1922	Active	25	1	0	4.17%	28		1	Y	4	R	06/2025					
Current Total Clubs Count	YTD New Clubs Count	YTD Cancelled Clubs Count	YTD Net Club Gain	Current Total Members Count	YTD Add	YTD Drop	YTD Net Growth	YTD Net Growth %	Member Count 12 Months Ago	Average Member Count Per Club	% of Clubs with less than 20 members	% No Officer Report in 12 Months	% of Clubs with balance 90+ days	Number of Clubs in Status Quo	% Status Quo Clubs in Financial Suspension	Number of Cancelled Clubs	Average Cancelled Club Age	Members Lost Due to Cancellation	% of Clubs Cancelled for Non-Financial Reasons
45	0	0	0	851	15	4	11	1.31%	874	19	60%	11%	0%	0	0%	0	0	0	0%

* - P - Priority Club. Cancellation Reasons: 1-Objectives/conduct, 2-Non-active club, 5-Non-existing club, 6-Disbanding, 7-Merger, 8-Financial Suspension, 9-District/Multiple District Dues.

** Red denotes below 15 active members.

*** Red denotes 20% + loss.

**** Y - all 3 (President, Secretary, Treasurer) club officers reported, N - not all 3 reported.

***** Abbreviation: N-New, IP-Immediate Past, R-Repeat.



Club Health Assessment for District 31 O through August 2025

			Status	Membership					Reports				Finance		LCIF	
Club Number	Club Name	Charter Date	Times in Status Quo in Past 2 Years	Current Member Count **	YTD Members Added	YTD Members Dropped	YTD Net Growth% ***	Member Count 1 Year Ago	Dropped Members Avg.Length of Service	Months Since Membership Update	Current Officers Reported ****	Current President Repeated Term	VP Reported *****	Last Date Reported Service (mm/yyyy)	Account Balance	YTD Donations
Clubs less than two years old																
182193	Randleman Community	05/29/2025	Active	21	0	0	0.00%	0		2	Y	2		08/2025		
171743	Scotland County	05/20/2024	Active	15	0	0	0.00%	21		2	Y	3	R	08/2025		
Clubs more than two years old																
11553	ABERDEEN	06/28/1938	Active	24	1	0	4.35%	25		1	Y	3	R	07/2025		
	Exc Award (06/30/2017, 06/30/2018, 06/30/2021, 06/30/2022, 06/30/2023, 06/30/2024)															
11437	ALAMANCE COMMUNITY	04/09/1957	Active	18	0	0	0.00%	16		0	Y		N	05/2025		
11493	ALBEMARLE	04/21/1922	Active	8	0	0	0.00%	8		2	Y	4		10/2024		
11438	ARCHDALE TRINITY	02/08/1950	Active	5	0	0	0.00%	5		16	Y			03/2025		
	Exc Award (06/30/2023)															
11439	ASHEBORO	03/16/1944	Active	11	0	1	-8.33%	14	6	0	Y	5		04/2025		
11554	BISCOE	06/17/1938	Active	13	2	0	18.18%	14		2	Y	2		04/2025		
109396	BROADWAY	09/29/2010	Active	25	0	0	0.00%	24		8	Y		N	08/2024		
	Exc Award (06/30/2023)															
11558	CANDOR	01/12/1944	Active	14	0	0	0.00%	14		16	Y			05/2025		
11613	CARRBORO	02/22/1945	Active	2	0	0	0.00%	3		8	Y	6		04/2025		
11442	COLERIDGE	05/22/1950	Active	14	0	0	0.00%	28		3	Y		N	05/2025		
	Exc Award (06/30/2023)															
11619	CREEDMOOR	02/28/1945	Active	4	0	0	0.00%	5		3	Y	6		01/2025		
11620	DURHAM	07/26/1922	Active	50	0	1	-1.96%	55	71	0	Y		N	06/2025		
	Exc Award (06/30/2018, 06/30/2024)															
11465	EDEN	04/12/1938	Active	28	0	1	-3.45%	27	6	0	Y	2	N	05/2025		
11567	ELLERBE	12/07/1945	Active	12	0	0	0.00%	12		19	Y			02/2025		
11448	FARMER	01/27/1969	Active	21	0	0	0.00%	20		2	Y	2	N	04/2025		
11627	GOLDSTON	01/24/1947	Active	12	0	0	0.00%	20		2	Y	8	R	06/2025		
	Exc Award (06/30/2018, 06/30/2021)															
11452	GRAYS CHAPEL	04/20/1957	Active	18	0	0	0.00%	22		2	Y	7	R	04/2025		
11526	GREATER MONROE	05/06/1955	Active	4	0	0	0.00%	6		8	Y	2	N	08/2025		\$40.00



Club Health Assessment for District 31 O through August 2025

			Status	Membership					Reports					Finance	LCIF	
Club Number	Club Name	Charter Date	Times in Status Quo in Past 2 Years	Current Member Count **	YTD Members Added	YTD Members Dropped	YTD Net Growth% ***	Member Count 1 Year Ago	Dropped Members Avg.Length of Service	Months Since Membership Update	Current Officers Reported ****	Current President Repeated Term	VP Reported *****	Last Date Reported Service (mm/yyyy)	Account Balance	YTD Donations
Exc Award (06/30/2023)			Active	22	0	0	0.00%	31		2	Y		N	07/2025		\$2,000.00
11453	GREENSBORO	09/11/1922														
Exc Award (06/30/2017, 06/30/2018, 06/30/2021)			Active	33	1	0	3.13%	34		0	Y	2	R	08/2025		\$50.00
11458	GREENSBORO HAMILTON LAKES	10/30/1956														
Exc Award (06/30/2022, 06/30/2023, 06/30/2024)			Active	47	11	0	30.56%	47		0	Y		R	08/2025		\$40.00
137688	GUILFORD COUNTY WIDE CYBER	04/09/2019														
Exc Award (06/30/2021, 06/30/2022, 06/30/2023, 06/30/2024)			Active	20	0	0	0.00%	20		6	Y			06/2025		
11575	HAMLET	12/19/1944														
Exc Award (06/30/2018)			Active	22	2	1	4.76%	19	2	0	Y		N	04/2025		
11459	HIGH POINT	11/05/1929														
			Active	10	0	0	0.00%	10		5	Y	2	N	08/2025		
11511	INDIAN TRAIL	05/14/1969														
Exc Award (06/30/2022)			Active	7	0	0	0.00%	7		2	Y	2	N	07/2025		
11485	JAMESTOWN	03/07/1957														
Exc Award (06/30/2023)			Active	24	0	1	-4.00%	23	15	0	Y			08/2025		
11462	JULIAN	02/09/1951														
Exc Award (06/30/2023, 06/30/2024)			Active	10	0	0	0.00%	15		2	Y		N	12/2024		
11466	LIBERTY	02/04/1947														
			Active	10	1	0	11.11%	8		2	Y	3	N	05/2025		
11467	MADISON	03/24/1938														
			Active	24	1	0	4.35%	21		0	Y	2	R	08/2025		
11468	MAYODAN	03/04/1948														
Exc Award (06/30/2024)			Active	30	0	0	0.00%	28		0	Y		N	08/2025		
11469	MC LEANSVILLE	07/29/1960														
Exc Award (06/30/2017, 06/30/2019, 06/30/2022, 06/30/2023)			Active	12	0	0	0.00%	12		0	Y	4		08/2025		\$288.26
11636	MONCURE	03/15/1950														
Exc Award (06/30/2023, 06/30/2024)			Active	17	0	0	0.00%	24		6	Y			05/2025		
143319	North Moore	11/02/2020														
Exc Award (06/30/2023, 06/30/2024)			Active	15	0	0	0.00%	15		1	Y		N	03/2025		
11534	NORWOOD	06/08/1945														
			Active	29	0	0	0.00%	26		6	Y	4		06/2025		
53290	OAK RIDGE	06/19/1992														
Exc Award (06/30/2023)			Active	13	0	1	-7.14%	13	12	1	Y	24		03/2025		
11535	OAKBORO	02/25/1947														



Club Health Assessment for District 31 O through August 2025


			Status	Membership						Reports				Finance		LCIF
Club Number	Club Name	Charter Date	Times in Status Quo in Past 2 Years	Current Member Count **	YTD Members Added	YTD Members Dropped	YTD Net Growth% ***	Member Count 1 Year Ago	Dropped Members Avg.Length of Service	Months Since Membership Update	Current Officers Reported ****	Current President Repeated Term	VP Reported *****	Last Date Reported Service (mm/yyyy)	Account Balance	YTD Donations
11638	OXFORD	04/23/1941	Active	20	0	0	0.00%	19		9	Y	3		03/2025		
49293	PLEASANT GARDEN	03/13/1989	Active	17	2	1	6.25%	18	1	1	Y	2	R	08/2025		\$200.00
	Exc Award (06/30/2017, 06/30/2024)															
11479	REIDSVILLE	02/02/1945	Active	29	0	0	0.00%	33		2	Y		N	07/2025		
	Exc Award (06/30/2024)															
11592	ROCKINGHAM	02/14/1949	Active	11	0	0	0.00%	12		2	Y	4		08/2025		
11597	SANFORD	06/12/1935	Active	93	0	0	0.00%	88		2	Y		N	08/2025		
	Exc Award (06/30/2023, 06/30/2024)															
11648	SILER CITY	04/06/1938	Active	36	4	1	9.09%	39	0	0	Y	3	N	07/2025		\$50.00
	Exc Award (06/30/2016, 06/30/2020, 06/30/2023, 06/30/2024)															
11649	SOUTH CHATHAM L C	12/10/1973	Active	8	0	0	0.00%	8		2	Y		N	05/2025		
11602	TROY	03/04/1947	Active	22	1	0	4.76%	21		2	Y	9	R	07/2025		
	Exc Award (06/30/2023)															
11527	UNIONVILLE	12/11/1970	Active	18	1	1	0.00%	17	12	1	Y		R	07/2025		
11603	VASS	02/16/1943	Active	36	1	9	-18.18%	41	10	0	Y	2	N	08/2025		\$1,000.00
	Exc Award (06/30/2021, 06/30/2022, 06/30/2023)															
11547	WADESBORO	06/08/1949	Active	6	0	0	0.00%	7		3	Y	7	R	04/2025		
	Exc Award (06/30/2018)															
45091	WAXHAW	06/27/1985	Active	26	4	2	8.33%	36	1	0	Y			08/2025		
	Exc Award (06/30/2018, 06/30/2022, 06/30/2023, 06/30/2024)															
11519	WEST STANLY	03/18/1952	Active	14	0	0	0.00%	16		3	Y	2		09/2024		
11552	WINGATE	01/30/1947	Active	14	0	0	0.00%	14		12	Y		N	08/2025		
	Exc Award (06/30/2017, 06/30/2018)															

Clubs Cancelled Previous Fiscal Year – Clubs Cancelled within last 12 months may be reinstated

Club Number	Club Name	Charter Date	Current Status*	Cancellation Date
11451	GIBSONVILLE	11/28/1956	Cancelled(6*)	05/29/2025
11606	WEST MONTGOMERY L C	02/22/1971	Cancelled(6*)	03/29/2025



Club Health Assessment for District 31 O through August 2025

<div></div>						Status		Membership				Reports				Finance		LCIF	
						Times in Status Quo in Past 2 Years		Current Member Count **	YTD Members Added	YTD Members Dropped	YTD Net Growth***	Member Count 1 Year Ago	Dropped Members Avg.Length of Service	Months Since Membership Update	Current Officers Reported ****	Current President Repeated Term	VP Reported *****	Last Date Reported Service (mm/yyyy)	Account Balance
Club Number	Club Name		Charter Date																
Current Total Clubs Count	YTD New Clubs Count	YTD Cancelled Clubs Count	YTD Net Club Gain	Current Total Members Count	YTD Add	YTD Drop	YTD Net Growth	Member Count 12 Months Ago	Average Member Count Per Club	% of Clubs with less than 20 members	% No Officer Report in 12 Months	% of Clubs with balance 90+ days	Number of Clubs in Status Quo	% Status Quo Clubs in Financial Suspension	Number of Cancelled Clubs	Average Cancelled Club Age	Members Lost Due to Cancellation	% of Clubs Cancelled for Non-Financial Reasons	
51	0	0	0	1,014	32	20	12	1.20%	1,061	20	57%	0%	0%	0	0%	0	0	0	0%

* - P - Priority Club. Cancellation Reasons: 1-Objectives/conduct, 2-Non-active club, 5-Non-existing club, 6-Disbanding, 7-Merger, 8-Financial Suspension, 9-District/Multiple District Dues.

** Red denotes below 15 active members.

*** Red denotes 20% + loss.

**** Y - all 3 (President, Secretary, Treasurer) club officers reported, N - not all 3 reported.

***** Abbreviation: N-New, IP-Immediate Past, R-Repeat.



Club Health Assessment for District 31 N through August 2025

			Status	Membership						Reports					Finance	LCIF
Club Number	Club Name	Charter Date	Times in Status Quo in Past 2 Years	Current Member Count **	YTD Members Added	YTD Members Dropped	YTD Net Growth% ***	Member Count 1 Year Ago	Dropped Members Avg.Length of Service	Months Since Membership Update	Current Officers Reported ****	Current President Repeated Term	VP Reported *****	Last Date Reported Service (mm/yyyy)	Account Balance	YTD Donations
Clubs less than two years old																
157666	Liberty	05/23/2024	Active(1)	16	0	3	-15.79%	26	1	1	Y	3	N	08/2025		
Clubs more than two years old																
120887	Anderson Creek	12/06/2013	Active	42	0	2	-4.55%	38	3	1	N	None		08/2025		
107251	ANGIER	01/12/2010	Active(1)	11	0	0	0.00%	13		2	Y	4	R	04/2025		
11711	AURORA	09/08/1969	Active	11	0	0	0.00%	10		3	Y	15		07/2025		
11713	BATH	04/24/1950	Active	11	0	0	0.00%	11		13	Y		R	02/2024		
118956	BEAUFORT	03/18/2013	Active	66	2	2	0.00%	58	4	0	Y		N	08/2025		
Exc Award (06/30/2017, 06/30/2023, 06/30/2024, 06/30/2025)																
11658	BENSON	06/11/1953	Active	37	0	0	0.00%	37		2	Y	7	R	04/2021		
11557	BUIES CREEK	01/18/1965	Active	8	0	0	0.00%	6		2	Y	5	R	12/2019		
11662	BURGAW	06/02/1964	Active	10	0	0	0.00%	13		3	N	None		05/2024		
11560	CLARKTON	08/17/1950	Active	15	0	0	0.00%	12		2	Y		R	12/2024		
11561	CLINTON	11/08/1935	Active	17	0	0	0.00%	17		15	Y		N	12/2022		
11562	COATS	02/18/1971	Active	18	0	0	0.00%	16		11	Y					
11565	DUNN	08/16/1933	Active	5	0	0	0.00%	5		5	Y	4		04/2019		
11566	DUNN MARY STEWART COMMUNITY	06/10/1971	Active	13	0	0	0.00%	10		2	Y			10/2022		
11568	ERWIN	06/01/1948	Active	16	1	0	6.67%	21		1	Y		N			
11665	FAISON	05/30/1939	Active(3)	6	0	0	0.00%	6		5	N	None		10/2017		
11666	FARMVILLE	11/30/1955	Active	8	0	0	0.00%	9		8	N	None		04/2025		
124506	Fayetteville Community	03/30/2015	Active(1)	12	0	0	0.00%	11		3	Y	2		01/2024		
Exc Award (06/30/2016)																
11573	FAYETTEVILLE MASSEY HILL	10/02/1958	Active	44	3	1	4.76%	46	51	0	Y		R	08/2025		
11574	GODWIN	12/11/1951	Active	24	0	1	-4.00%	18	6	1	Y		N	06/2025		
Exc Award (06/30/2025)																
11669	GOLDSBORO DOWNTOWN	03/23/1966	Active	28	0	0	0.00%	32		3	Y		N	08/2025		
11667	GOLDSBORO HOST	02/23/1939	Active	11	0	0	0.00%	9		4	N	None		02/2023		



Club Health Assessment for District 31 N through August 2025

			Status	Membership					Reports					Finance	LCIF	
Club Number	Club Name	Charter Date	Times in Status Quo in Past 2 Years	Current Member Count **	YTD Members Added	YTD Members Dropped	YTD Net Growth% ***	Member Count 1 Year Ago	Dropped Members Avg.Length of Service	Months Since Membership Update	Current Officers Reported ****	Current President Repeated Term	VP Reported *****	Last Date Reported Service (mm/yyyy)	Account Balance	YTD Donations
11671	GREENVILLE HOST	02/13/1939	Active	9	0	0	0.00%	9		3	Y	6	N	03/2025		
11673	GRIFTON	02/18/1952	Active	14	0	0	0.00%	13		2	Y		N	08/2025		
37675	HAMPSTEAD	11/26/1979	Active	8	0	0	0.00%	9		7	Y	2	N	06/2025		
11674	HANOVER	09/29/1964	Active	5	0	0	0.00%	5		7	N	None		08/2018		
11676	JACKSONVILLE HOST	03/08/1945	Active(1)	24	0	0	0.00%	24		0	N		R	02/2025		
11678	JACKSONVILLE NEW RIVER	01/13/1966	Active	6	0	0	0.00%	7		20	N	None		12/2023		
125246	Jones County	06/22/2015	Active(1)	7	0	0	0.00%	6		5	Y	8	R	07/2025		
11679	KENANSVILLE	03/14/1945	Active	14	0	0	0.00%	14		14	N	None		05/2015		
11681	KINSTON	02/10/1939	Active	38	1	0	2.70%	35		1	Y		N	08/2025		\$500.00
Exc Award (06/30/2018)																
11578	LAKE WACCAMAW	01/06/1947	Active	11	0	0	0.00%	11		2	Y			04/2018		
11581	LILLINGTON	04/14/1971	Active	10	0	1	-9.09%	11	17	0	Y		N	09/2022		
11582	LUMBERTON	01/10/1945	Active	17	0	0	0.00%	19		3	Y			05/2025		
Exc Award (06/30/2018, 06/30/2024)																
11687	MOUNT OLIVE	03/29/1971	Active	13	0	0	0.00%	12		6	N	None				
11688	NEW BERN	03/27/1945	Active	19	0	0	0.00%	18		3	Y		R	08/2025		
Exc Award (06/30/2018)																
50797	NEW BERN TWIN RIVERS	06/29/1990	Active	10	0	0	0.00%	12		3	Y		IP	08/2024		
11689	OAK ISLAND L C	05/30/1973	Active	3	0	0	0.00%	9		1	Y	14		06/2025		
11585	PEMBROKE	12/08/1961	Active(1)	28	0	0	0.00%	28		2	N	None		04/2017		
11690	PIKEVILLE	03/26/1946	Active(2)	13	0	0	0.00%	12		3	Y		N	07/2019		
11691	PINE LEVEL	01/16/1950	Active	17	0	1	-5.56%	19	19	1	Y	2	R	06/2018		
Exc Award (06/30/2016, 06/30/2017)																
11692	PRINCETON	03/23/1942	Active	13	0	0	0.00%	13		14	Y	3		12/2016		
11595	SAINT PAULS	04/16/1951	Active	8	0	0	0.00%	8		4	Y	3	R	07/2025		
11695	SELMA	05/18/1945	Active(1)	17	0	0	0.00%	17		8	N	2	R	08/2025		
11696	SHALLOTTE	01/10/1947	Active	22	0	2	-8.33%	24	22	1	Y	4	R	06/2025		\$1,000.00
11697	SMITHFIELD	06/16/1950	Active	13	0	1	-7.14%	15	46	0	Y		N	08/2025		
11670	SNOW HILL	09/14/1971	Active	3	0	0	0.00%	7		0	N	None		10/2021		



Club Health Assessment for District 31 N through August 2025

			Status	Membership						Reports				Finance	LCIF	
Club Number	Club Name	Charter Date	Times in Status Quo in Past 2 Years	Current Member Count **	YTD Members Added	YTD Members Dropped	YTD Net Growth% ***	Member Count 1 Year Ago	Dropped Members Avg.Length of Service	Months Since Membership Update	Current Officers Reported ****	Current President Repeated Term	VP Reported *****	Last Date Reported Service (mm/yyyy)	Account Balance	YTD Donations
118955	SOUTHEASTERN NORTH CAROLINA EYECARE	03/19/2013	Active(1)	6	0	0	0.00%	6		12	N	None				
11699	SOUTHPORT	04/10/1945	Active	46	1	2	-2.13%	49	10	0	N		N	02/2021		
60843	WESTERN HARNETT	06/04/1998	Active	85	0	4	-4.49%	89	5	0	Y		N	07/2025		\$500.00
	Exc Award (06/30/2023)															
11705	WILMINGTON	05/15/1922	Active	37	1	1	0.00%	38	26	0	Y		N	01/2025		
	Exc Award (06/30/2017, 06/30/2018, 06/30/2024)															

Clubs Cancelled Previous Fiscal Year – Clubs Cancelled within last 12 months may be reinstated

Club Number	Club Name	Charter Date	Current Status*	Cancellation Date
78497	CALABASH	03/15/2004	Cancelled(6*)	06/29/2025
11594	ROWLAND	06/02/1939	Cancelled(8*)	12/30/2024

Current Total Clubs Count	YTD New Clubs Count	YTD Cancelled Clubs Count	YTD Net Club Gain	Current Total Members Count	YTD Add	YTD Drop	YTD Net Growth	YTD Net Growth %	Member Count 12 Months Ago	Average Member Count Per Club	% of Clubs with less than 20 members	% No Officer Report in 12 Months	% of Clubs with balance 90+ days	Number of Clubs in Status Quo	% Status Quo Clubs in Financial Suspension	Number of Cancelled Clubs	Average Cancelled Club Age	Members Lost Due to Cancellation	% of Clubs Cancelled for Non-Financial Reasons
51	0	0	0	945	9	21	-12	-1.25%	963	19	75%	8%	0%	0	0%	0	0	0	0%

* - P - Priority Club. Cancellation Reasons: 1-Objectives/conduct, 2-Non-active club, 5-Non-existing club, 6-Disbanding, 7-Merger, 8-Financial Suspension, 9-District/Multiple District Dues.

** Red denotes below 15 active members.

*** Red denotes 20% + loss.

**** Y - all 3 (President, Secretary, Treasurer) club officers reported, N - not all 3 reported.

***** Abbreviation: N-New, IP-Immediate Past, R-Repeat.




Club Health Assessment for District 31 S through August 2025

			Status	Membership					Reports					Finance	LCIF	
Club Number	Club Name	Charter Date	Times in Status Quo in Past 2 Years	Current Member Count **	YTD Members Added	YTD Members Dropped	YTD Net Growth% ***	Member Count 1 Year Ago	Dropped Members Avg.Length of Service	Months Since Membership Update	Current Officers Reported ****	Current President Repeated Term	VP Reported *****	Last Date Reported Service (mm/yyyy)	Account Balance	YTD Donations
Clubs more than two years old																
11608	APEX	10/07/1937	Active	37	0	0	0.00%	36		2	Y		N	07/2025		
Exc Award (06/30/2017, 06/30/2022)																
11614	CARY	09/04/1956	Active	13	0	0	0.00%	13		12	Y	2		06/2024		\$100.00
11717	COLUMBIA	08/25/1969	Active	10	0	0	0.00%	10		12	N	None		05/2023		
154939	East Wake Cyber	06/30/2023	Active	27	0	0	0.00%	26		3	Y		N	05/2025		
Exc Award (06/30/2024)																
11719	EDENTON	01/21/1937	Active	35	3	4	-2.78%	35	3	1	Y		N	08/2025		
31798	ELIZABETH CITY RIVER CITY	03/03/1976	Active	12	0	0	0.00%	12		15	N	None		05/2013		
31745	FIRST FLIGHT	02/20/1976	Active	18	0	1	-5.26%	15	18	0	Y	4	R	05/2022		
Exc Award (06/30/2018)																
11624	FRANKLINTON	07/22/1938	Active	9	0	0	0.00%	11		2	N	7		06/2019		
11625	FUQUAY VARINA	01/24/1941	Active	25	0	0	0.00%	30		2	Y		N	06/2025		
11626	GARNER	03/03/1944	Active	26	1	0	4.00%	21		1	Y		N	08/2025		
31546	GATES COUNTY	01/12/1976	Active	11	0	1	-8.33%	13	6	0	Y	5	N	06/2025		
Exc Award (06/30/2024)																
11629	HENDERSON	09/16/1929	Active(1)	4	0	0	0.00%	7		8	Y	2		01/2025		
11724	HERTFORD	04/04/1939	Active	9	0	0	0.00%	9		49	N	None				
11725	JACKSON	04/17/1945	Active	8	0	0	0.00%	9		2	Y	5		04/2024		
11631	KNIGHTDALE	05/02/1961	Active(1)	5	0	0	0.00%	6		6	N	None				
41974	LAKE GASTON	11/22/1982	Active	70	2	1	1.45%	78	16	0	Y		N	07/2025		
Exc Award (06/30/2016, 06/30/2023, 06/30/2024)																
11632	LITTLETON	12/10/1936	Active	26	0	0	0.00%	25		3	Y	2	N	07/2024		
11633	LOUISBURG	01/16/1942	Active	8	0	1	-11.11%	13	2	1	Y		N	08/2025		\$150.00
82964	LOWER CURRITUCK	06/30/2004	Active(2)	6	0	0	0.00%	6		26	N	None		01/2016		
11727	MANTEO	01/30/1950	Active	15	2	0	15.38%	14		0	Y	4	N	10/2023		
40510	NAGS HEAD	11/17/1981	Active	1	0	0	0.00%	1		13	Y	7		02/2023		
11730	NASHVILLE	11/17/1938	Active	13	0	0	0.00%	18		8	N	None		06/2019		



Club Health Assessment for District 31 S through August 2025

			Status	Membership						Reports				Finance	LCIF	
Club Number	Club Name	Charter Date	Times in Status Quo in Past 2 Years	Current Member Count **	YTD Members Added	YTD Members Dropped	YTD Net Growth% ***	Member Count 1 Year Ago	Dropped Members Avg.Length of Service	Months Since Membership Update	Current Officers Reported ****	Current President Repeated Term	VP Reported *****	Last Date Reported Service (mm/yyyy)	Account Balance	YTD Donations
11639	PILOT L C	03/26/1973	Active	25	0	0	0.00%	28		2	Y		N	08/2025		
11642	RALEIGH DOWNTOWN	08/21/1972	Active	20	0	1	-4.76%	21	1	1	Y		N			
11643	RALEIGH HOST	05/12/1922	Active	41	0	2	-4.65%	45	19	0	Y		N	03/2025		
11635	RALEIGH NORTH RALEIGH	06/26/1953	Active	21	0	0	0.00%	25		2	Y	2	R	08/2025		\$50.00
Exc Award (06/30/2017, 06/30/2019, 06/30/2021)																
46636	RALEIGH SOUTHEAST	11/13/1986	Active(2)	14	0	0	0.00%	14		8	N	None		04/2019		
66303	ROCKY HOCK	06/25/2002	Active	18	2	2	0.00%	18	7	0	Y		N	08/2025		
11736	ROCKY MOUNT EVENING	03/24/1939	Active	7	0	0	0.00%	7		16	Y	8	R	05/2025		
11739	SCOTLAND NECK	04/27/1945	Active(3)	3	0	0	0.00%	3		12	N	None		11/2012		
11740	SEABOARD	10/24/1938	Active	36	0	1	-2.70%	34	1	1	Y			08/2025		
11743	TARBORO	11/26/1941	Active	10	0	0	0.00%	10		4	N			03/2025		
103392	WAKE FOREST	09/03/2008	Active	18	0	1	-5.26%	21	22	0	Y	3	N	08/2025		
Exc Award (06/30/2022, 06/30/2024)																
38043	WANCHESE	02/12/1980	Active	6	0	0	0.00%	11		5	N	None		06/2017		
11653	WARRENTON	01/27/1936	Active	17	0	0	0.00%	21		3	Y		IP	08/2025		\$150.00
11745	WEEKSVILLE	03/19/1951	Active	42	0	0	0.00%	43		2	Y		N	07/2025		
11654	WENDELL	02/09/1950	Active	30	2	0	7.14%	29		1	Y		N	07/2025		
Exc Award (06/30/2024)																
11747	WHITAKERS	08/05/1947	Active	9	0	1	-10.00%	10	7	0	Y		N	08/2019		
33666	WHITE LEVEL L C	04/21/1977	Active	3	0	0	0.00%	3		12	N	None		02/2019		
11748	WILLIAMSTON	03/11/1937	Active(1)	16	0	0	0.00%	16		18	N	None		08/2017		
11749	WILSON	09/22/1922	Active	28	1	0	3.70%	29		1	Y		N	08/2025		
Exc Award (06/30/2024)																
11750	WILSON LUNCHEON	02/16/1972	Active	13	0	0	0.00%	13		12	N	None		04/2023		
11656	ZEBULON	10/31/1949	Active	24	0	0	0.00%	26		4	Y		N	08/2025		
Exc Award (06/30/2017, 06/30/2024)																

Clubs Cancelled Previous Fiscal Year – Clubs Cancelled within last 12 months may be reinstated

Club Number	Club Name	Charter Date	Current Status*	Cancellation Date
-------------	-----------	--------------	-----------------	-------------------



Club Health Assessment for District 31 S through August 2025

INTERNATIONAL

Club Number	Club Name	Charter Date	Status	Membership						Reports				Finance	LCIF					
			Times in Status Quo in Past 2 Years	Current Member Count **	YTD Members Added	YTD Members Dropped	YTD Net Growth***	Member Count 1 Year Ago	Dropped Members Avg.Length of Service	Months Since Membership Update	Current Officers Reported ****	Current President Repeated Term	VP Reported *****	Last Date Reported Service (mm/yyyy)	Account Balance	YTD Donations				
146343	Bunn CERT	05/28/2021	Cancelled(8*)	12/30/2024																
117333	LUCAMA	06/29/2012	Cancelled(8*)	07/29/2024																
11738	SARATOGA	09/09/1949	Cancelled(6*)	06/29/2025																
Current Total Clubs Count	YTD New Clubs Count	YTD Cancelled Clubs Count	YTD Net Club Gain	Current Total Members Count	YTD Add	YTD Drop	YTD Net Growth	YTD Net Growth %	Member Count 12 Months Ago	Average Member Count Per Club	% of Clubs with less than 20 members	% No Officer Report in 12 Months	% of Clubs with balance 90+ days	Number of Clubs in Status Quo	% Status Quo Clubs in Financial Suspension	Number of Cancelled Clubs	Average Cancelled Club Age	Members Lost Due to Cancellation	% of Clubs Cancelled for Non-Financial Reasons	
43	0	0	0	789	13	16	-3	-0.38%	835	18	63%	26%	0%	0	0%	0	0	0	0	0%

* - P - Priority Club. Cancellation Reasons: 1-Objectives/conduct, 2-Non-active club, 5-Non-existing club, 6-Disbanding, 7-Merger, 8-Financial Suspension, 9-District/Multiple District Dues.

** Red denotes below 15 active members.

*** Red denotes 20% + loss.

**** Y - all 3 (President, Secretary, Treasurer) club officers reported, N - not all 3 reported.

***** Abbreviation: N-New, IP-Immediate Past, R-Repeat.




Club Health Assessment for District 32 C through August 2025

			Status	Membership						Reports				Finance	LCIF	
Club Number	Club Name	Charter Date	Times in Status Quo in Past 2 Years	Current Member Count **	YTD Members Added	YTD Members Dropped	YTD Net Growth***	Member Count 1 Year Ago	Dropped Members Avg.Length of Service	Months Since Membership Update	Current Officers Reported ****	Current President Repeated Term	VP Reported *****	Last Date Reported Service (mm/yyyy)	Account Balance	YTD Donations
Clubs less than two years old																
157755	Indian Land	04/08/2024	Active	22	1	4	-12.00%	22	2	1	Y		N	08/2025		\$500.00
156877	Murrells Inlet Burgess Community	12/20/2023	Active	26	1	0	4.00%	33		0	Y	3	N	07/2025		
Clubs more than two years old																
11811	AIKEN Exc Award (06/30/2017, 06/30/2018, 06/30/2021, 06/30/2023)	06/24/1935	Active	37	5	1	12.12%	30	9	0	Y		R	08/2025		\$100.00
56808	AIKEN MID-DAY Exc Award (06/30/2021, 06/30/2022)	04/03/1995	Cancelled(6*)	0	0	0	0.00%	17		1	N	None		09/2024		
11873	AYNOR Exc Award (06/30/2023)	01/23/1946	Active	30	0	0	0.00%	30		4	N	None		05/2025		
11815	BARNWELL	04/18/1946	Active(1)	8	0	0	0.00%	8		48	N	None		05/2022		
11817	BEAUFORT Exc Award (06/30/2020, 06/30/2022, 06/30/2023, 06/30/2024)	03/22/1946	Active	24	1	0	4.35%	25		1	Y	2	N	08/2025		\$150.00
11875	BETHUNE Exc Award (06/30/2016)	10/06/1952	Active	18	0	0	0.00%	20		10	Y	2	N	04/2019		
153227	Bluffton SC Exc Award (06/30/2023)	12/22/2022	Active	24	0	0	0.00%	24		3	Y	2	R	11/2024		\$40.00
11823	BRUNSON	11/20/1951	Active	13	0	0	0.00%	14		11	N	None	N	11/2021		
11877	CAMDEN Exc Award (06/30/2021, 06/30/2022)	09/04/1945	Active	14	0	6	-30.00%	21	14	0	Y	4	R	09/2024		
11880	CHERAW	09/20/1945	Active	7	0	0	0.00%	9		7	Y	8	R	04/2018		
59710	CHESTERFIELD	06/24/1997	Active	19	0	0	0.00%	18		7	N	None		06/2025		
11886	CONWAY Exc Award (06/30/2024)	03/27/1939	Active	19	0	0	0.00%	20		1	Y	2	N	06/2025		\$100.00
11887	DARLINGTON Exc Award (06/30/2021)	03/20/1945	Active	16	0	0	0.00%	13		2	Y		IP	01/2025		
11826	DENMARK	11/21/1935	Active(1)	9	0	0	0.00%	9		11	N	None				
11889	DILLON Exc Award (06/30/2021)	07/24/1936	Active	53	2	1	1.92%	52	3	0	Y		N	08/2025		



Club Health Assessment for District 32 C through August 2025

			Status	Membership					Reports					Finance		LCIF
Club Number	Club Name	Charter Date	Times in Status Quo in Past 2 Years	Current Member Count **	YTD Members Added	YTD Members Dropped	YTD Net Growth% ***	Member Count 1 Year Ago	Dropped Members Avg.Length of Service	Months Since Membership Update	Current Officers Reported ****	Current President Repeated Term	VP Reported *****	Last Date Reported Service (mm/yyyy)	Account Balance	YTD Donations
11829	EDISTO ISLAND	06/12/1951	Active	100	0	0	0.00%	94		0	Y	2	R	09/2024		
11830	EHRHARDT	10/23/1951	Active	4	0	0	0.00%	4		10	N	None		05/2022		
11831	ELLOREE	02/08/1938	Active(1)	7	7	0	100.00%	7		0	Y		IP	05/2022		
11892	FLORENCE	12/10/1923	Active	39	0	1	-2.50%	39	2	0	Y	3	N	07/2025		
11893	FLORENCE EVENING	03/01/1967	Active	15	0	0	0.00%	13		4	Y	2	R	08/2025		\$25.00
Exc Award (06/30/2018, 06/30/2021, 06/30/2023)																
11834	GEORGETOWN	01/07/1946	Active	38	0	0	0.00%	40		4	Y		N	08/2025		
Exc Award (06/30/2019, 06/30/2020, 06/30/2021, 06/30/2022, 06/30/2023)																
11835	GOOSE CREEK	11/14/1968	Active	24	0	0	0.00%	22		0	Y	3	N	08/2025		
Exc Award (06/30/2018, 06/30/2020)																
11897	HARTSVILLE	02/05/1945	Active	35	0	0	0.00%	42		1	Y		N	08/2025		\$1,050.00
Exc Award (06/30/2016, 06/30/2018, 06/30/2019, 06/30/2020, 06/30/2021, 06/30/2022, 06/30/2024)																
48923	HILTON HEAD ISLAND NOON	10/03/1988	Active	19	0	1	-5.00%	20	4	1	Y	2	R	08/2025		\$880.00
Exc Award (06/30/2018, 06/30/2021, 06/30/2022, 06/30/2023)																
11841	JACKSON	11/07/1951	Active(1)	10	0	0	0.00%	10		16	Y	21		03/2019		
11899	JOHNSONVILLE	08/16/1951	Active(1)	17	0	0	0.00%	17		11	N	None		12/2022		
11900	KERSHAW	09/23/1940	Active	13	0	0	0.00%	13		11	N	None		08/2023		
11844	KINGSTREE	02/20/1946	Active	48	0	0	0.00%	45		0	Y		N	08/2025		
Exc Award (06/30/2017, 06/30/2021, 06/30/2022, 06/30/2023, 06/30/2024)																
11903	LANCASTER	03/30/1933	Active	10	0	0	0.00%	10		15	N		IP	06/2025		
Exc Award (06/30/2023)																
122553	Lee County	06/19/2014	Active	32	2	5	-8.57%	37	4	0	Y	3		12/2024		
Exc Award (06/30/2016, 06/30/2017)																
46637	LITTLE RIVER	11/26/1986	Active	25	0	0	0.00%	27		0	Y	2	R	08/2025		
Exc Award (06/30/2016, 06/30/2020, 06/30/2021, 06/30/2022)																
11847	MANNING	08/29/1940	Active	28	0	0	0.00%	26		2	Y		N	08/2025		
Exc Award (06/30/2017, 06/30/2020, 06/30/2021, 06/30/2022, 06/30/2023)																



Club Health Assessment for District 32 C through August 2025

			Status	Membership					Reports				Finance		LCIF	
Club Number	Club Name	Charter Date	Times in Status Quo in Past 2 Years	Current Member Count **	YTD Members Added	YTD Members Dropped	YTD Net Growth% ***	Member Count 1 Year Ago	Dropped Members Avg.Length of Service	Months Since Membership Update	Current Officers Reported ****	Current President Repeated Term	VP Reported *****	Last Date Reported Service (mm/yyyy)	Account Balance	YTD Donations
11907	MARION	04/22/1932	Active	4	0	0	0.00%	4		9	N	None		05/2022		
28105	MC BEE	03/06/1974	Active	15	0	0	0.00%	18		2	Y		IP	09/2023		
11845	MIDLAND VALLEY	07/10/1941	Active	32	0	0	0.00%	30		2	Y		N	07/2025		
	Exc Award (06/30/2018, 06/30/2021, 06/30/2023)															
11848	MONCK'S CORNER	01/18/1945	Active	72	0	1	-1.37%	78	36	0	N	None		08/2025		
	Exc Award (06/30/2018, 06/30/2023, 06/30/2024)															
11908	MULLINS	12/21/1945	Active	16	0	0	0.00%	19		1	Y			06/2025		
	Exc Award (06/30/2017, 06/30/2024)															
11909	MYRTLE BEACH	07/19/1952	Active	40	2	3	-2.44%	40	3	1	Y		N	08/2025		\$400.00
	Exc Award (06/30/2017, 06/30/2021, 06/30/2022)															
11850	NORTH AUGUSTA	12/11/1935	Active	15	0	0	0.00%	17		2	Y	2		12/2024		\$50.00
	Exc Award (06/30/2024)															
11911	NORTH MYRTLE BEACH	03/31/1949	Active	34	1	1	0.00%	23	14	0	Y	2	R	08/2025		
	Exc Award (06/30/2022, 06/30/2023, 06/30/2024)															
11912	OLANTA	04/21/1958	Active	10	0	0	0.00%	10		16	N	None		07/2025		
11852	ORANGEBURG	06/07/1922	Active	45	1	0	2.27%	42		0	Y		N	08/2025		
	Exc Award (06/30/2024)															
11913	PAGELAND	02/25/1952	Active	16	0	2	-11.11%	18	3	1	N	None		07/2025		
	Exc Award (06/30/2020, 06/30/2021)															
43475	PAWLEYS ISLAND WACCAMAW NECK	02/23/1984	Active	27	0	6	-18.18%	33	4	1	Y		N	05/2025		
	Exc Award (06/30/2018, 06/30/2021, 06/30/2023)															
11918	SOCIETY HILL	06/19/1951	Active	12	0	0	0.00%	13		3	Y	4		08/2025		
	Exc Award (06/30/2019)															
11856	ST GEORGE	03/29/1946	Active	9	0	0	0.00%	14		0	Y	9		06/2025		
	Exc Award (06/30/2022)															
11862	SUMMERTON	01/31/1945	Active	12	0	0	0.00%	12		11	N	None		09/2024		
11864	SUMMERVILLE NOON	04/02/1968	Active	38	0	0	0.00%	35		0	Y		N	08/2025		\$1,452.02
	Exc Award (06/30/2018, 06/30/2020, 06/30/2021, 06/30/2022, 06/30/2023, 06/30/2024)															



Club Health Assessment for District 32 C through August 2025

INTERNATIONAL

Club Number	Club Name	Charter Date	Status	Membership					Reports				Finance	LCIF	
			Times in Status Quo in Past 2 Years	Current Member Count **	YTD Members Added	YTD Members Dropped	YTD Net Growth% ***	Member Count 1 Year Ago	Dropped Members Avg.Length of Service	Months Since Membership Update	Current Officers Reported ****	Current President Repeated Term	VP Reported *****	Last Date Reported Service (mm/yyyy)	Account Balance
11865	SUMTER	04/06/1939	Active	12	0	0	0.00%	12	1	Y	2	R	05/2025		\$1,000.00
58992	SUN CITY OKATIE	01/15/1997	Active	56	1	0	1.82%	62	1	Y		N	08/2025		
43618	SURFSIDE BEACH SOUTH STRAND Exc Award (06/30/2017, 06/30/2021)	03/19/1984	Active	22	0	0	0.00%	24	2	Y		N	08/2024		
11871	WALTERBORO	11/16/1935	Active	11	0	0	0.00%	12	2	Y	2	R	05/2025		

Clubs Cancelled Previous Fiscal Year – Clubs Cancelled within last 12 months may be reinstated

Club Number	Club Name	Charter Date	Current Status*	Cancellation Date
11813	ANDREWS	03/15/1945	Cancelled(6*)	03/29/2025
11832	ESTILL	05/14/1946	Cancelled(8*)	06/29/2025
11833	FAIRFAX	07/20/1937	Cancelled(6*)	06/29/2025
108676	GREATER LAKE CITY	06/17/2010	Cancelled(6*)	05/29/2025

Current Total Clubs Count	YTD New Clubs Count	YTD Cancelled Clubs Count	YTD Net Club Gain	Current Total Members Count	YTD Add	YTD Drop	YTD Net Growth	YTD Net Growth %	Member Count 12 Months Ago	Average Member Count Per Club	% of Clubs with less than 20 members	% No Officer Report in 12 Months	% of Clubs with balance 90+ days	Number of Clubs in Status Quo	% Status Quo Clubs in Financial Suspension	Number of Cancelled Clubs	Average Cancelled Club Age	Members Lost Due to Cancellation	% of Clubs Cancelled for Non-Financial Reasons
53	0	1	-1	1,301	24	32	-8	-0.61%	1,347	25	53%	17%	0%	0	0%	1	292	0	0%

* - P - Priority Club. Cancellation Reasons: 1-Objectives/conduct, 2-Non-active club, 5-Non-existing club, 6-Disbanding, 7-Merger, 8-Financial Suspension, 9-District/Multiple District Dues.

** Red denotes below 15 active members.

*** Red denotes 20% + loss.

**** Y - all 3 (President, Secretary, Treasurer) club officers reported, N - not all 3 reported.

***** Abbreviation: N-New, IP-Immediate Past, R-Repeat.




Club Health Assessment for District 32 S through August 2025

			Status	Membership					Reports				Finance		LCIF	
Club Number	Club Name	Charter Date	Times in Status Quo in Past 2 Years	Current Member Count **	YTD Members Added	YTD Members Dropped	YTD Net Growth% ***	Member Count 1 Year Ago	Dropped Members Avg.Length of Service	Months Since Membership Update	Current Officers Reported ****	Current President Repeated Term	VP Reported *****	Last Date Reported Service (mm/yyyy)	Account Balance	YTD Donations
Clubs less than two years old																
182913	Berea de Hispanos	06/19/2025	Newly Chartered	21	0	0	0.00%	0		2	N	2				
182703	Middle Tyger Community	06/20/2025	Newly Chartered	23	0	0	0.00%	0		0	N	2				
Clubs more than two years old																
11753	ABBEVILLE Exc Award (06/30/2016, 06/30/2018)	09/19/1935	Active	24	0	0	0.00%	23		4	Y		N	08/2025		\$100.00
11754	ANDERSON Exc Award (06/30/2022)	06/23/1922	Active	23	0	0	0.00%	20		9	Y			06/2025		
11816	BATESBURG LEESVILLE	05/10/1927	Active	4	0	0	0.00%	4		14	Y	9		10/2022		
11757	BELTON Exc Award (06/30/2022, 06/30/2023, 06/30/2024)	07/11/1935	Active	34	1	0	3.03%	30		1	Y		N	08/2025		
11758	BEREA Exc Award (06/30/2023, 06/30/2024)	12/15/1952	Active(1)	23	0	0	0.00%	27		0	N		IP	08/2025	90+ Days	
128137	Blue Ridge Exc Award (06/30/2018, 06/30/2019, 06/30/2020, 06/30/2021, 06/30/2022, 06/30/2023, 06/30/2024)	06/30/2016	Active	33	0	0	0.00%	30		1	Y		N	08/2025		
11759	BOILING SPRINGS L C Exc Award (06/30/2020, 06/30/2021, 06/30/2024)	09/22/1972	Active	27	0	0	0.00%	25		3	Y	2	N	08/2025		
11879	CAYCE WEST COLUMBIA	07/22/1952	Active	20	0	0	0.00%	21		3	Y	3		12/2024		
136948	Cherokee County United Exc Award (06/30/2019, 06/30/2022, 06/30/2023, 06/30/2024)	12/19/2018	Active	23	0	0	0.00%	20		0	Y		R	11/2024		
11881	CHESTER	05/09/1934	Active	8	0	0	0.00%	9		5	N			05/2025		
11763	CLEMSON	11/02/1950	Active(2)	16	0	0	0.00%	16		25	N	None		02/2023		
11883	COLUMBIA Exc Award (06/30/2021)	04/11/1922	Active(2)	9	0	0	0.00%	14		2	N	6		12/2024		
128869	Columbia Northwest Exc Award (06/30/2017, 06/30/2023)	09/09/2016	Active	25	2	0	8.70%	19		0	Y	6		08/2025		



Club Health Assessment for District 32 S through August 2025

			Status	Membership						Reports				Finance	LCIF	
Club Number	Club Name	Charter Date	Times in Status Quo in Past 2 Years	Current Member Count **	YTD Members Added	YTD Members Dropped	YTD Net Growth% ***	Member Count 1 Year Ago	Dropped Members Avg.Length of Service	Months Since Membership Update	Current Officers Reported ****	Current President Repeated Term	VP Reported *****	Last Date Reported Service (mm/yyyy)	Account Balance	YTD Donations
35170	DACUSVILLE	03/31/1978	Active	10	0	0	0.00%	10		19	N			08/2024		
	Exc Award (06/30/2023)															
59636	DUE WEST	06/09/1997	Active	56	1	1	0.00%	62	16	0	N	None		05/2025		
	Exc Award (06/30/2018, 06/30/2019, 06/30/2020, 06/30/2021, 06/30/2023, 06/30/2024)															
11766	EASLEY	03/15/1939	Active	27	0	2	-6.90%	29	4	0	Y		N	03/2025		
	Exc Award (06/30/2018, 06/30/2022, 06/30/2023)															
11895	GAFFNEY	04/02/1929	Active	7	0	0	0.00%	5		7	N	None		06/2025		
11896	GREAT FALLS	08/23/1945	Active	27	0	0	0.00%	32		0	Y	18	R	06/2025		
	Exc Award (06/30/2022)															
11861	GREATER IRMO	03/31/1967	Active	20	2	1	5.26%	18	0	1	Y	2	R	07/2025		
	Exc Award (06/30/2022, 06/30/2024)															
11770	GREENVILLE	08/15/1922	Active(1)	9	0	0	0.00%	8		2	N			06/2025		
11771	GREENVILLE PLEASANTBURG	05/01/1956	Active	5	0	0	0.00%	5		2	Y		N	08/2025		
117902	GREENVILLE WEST END	09/26/2012	Active	18	1	1	0.00%	14	0	0	Y	3	N	08/2025		\$180.00
11773	GREENWOOD	02/11/1929	Active	45	1	0	2.27%	48		1	Y		N	08/2025		\$450.00
	Exc Award (06/30/2018, 06/30/2019)															
11774	GREER	01/29/1929	Active	54	0	0	0.00%	52		0	Y	2	N	08/2025		
	Exc Award (06/30/2019, 06/30/2020, 06/30/2021, 06/30/2022, 06/30/2023)															
130725	Greer Centennial	04/21/2017	Active	32	0	1	-3.03%	33	1	0	Y		N	06/2025		
	Exc Award (06/30/2018, 06/30/2019, 06/30/2021, 06/30/2024)															
11775	HICKORY TAVERN	05/21/1952	Active	16	0	0	0.00%	16		14	N	None	N	01/2025		
11777	INMAN	05/25/1951	Active	8	0	0	0.00%	14		9	N	None		05/2025		
11779	JOANNA	01/12/1956	Active	61	4	0	7.02%	45		1	Y		N	07/2025		\$170.00
	Exc Award (06/30/2017, 06/30/2021, 06/30/2022, 06/30/2023, 06/30/2024, 06/30/2025)															
11781	LANDRUM	02/06/1959	Active	26	0	1	-3.70%	24	1	0	Y		R	06/2025		
	Exc Award (06/30/2021, 06/30/2023)															
11782	LAURENS	08/03/1945	Active	8	0	0	0.00%	9		6	Y	3		10/2024		



Club Health Assessment for District 32 S through August 2025

			Status	Membership						Reports				Finance	LCIF	
Club Number	Club Name	Charter Date	Times in Status Quo in Past 2 Years	Current Member Count **	YTD Members Added	YTD Members Dropped	YTD Net Growth% ***	Member Count 1 Year Ago	Dropped Members Avg.Length of Service	Months Since Membership Update	Current Officers Reported ****	Current President Repeated Term	VP Reported *****	Last Date Reported Service (mm/yyyy)	Account Balance	YTD Donations
Exc Award (06/30/2022)			Active	17	1	1	0.00%	35	24	0	Y	2	N	08/2025	90+ Days	\$700.00
11846	LEXINGTON	04/15/1927														
Exc Award (06/30/2019, 06/30/2023, 06/30/2024)																
11783	LIBERTY	04/23/1954		14	0	0	0.00%	14	14	Y		R	06/2025			
Exc Award (06/30/2023)																
11784	MAULDIN	01/16/1967		11	0	1	-8.33%	13	44	0	Y		N	08/2025		
11785	MC CORMICK	10/17/1928		Active	29	0	0	0.00%	45	2	N	None		04/2025		
Exc Award (06/30/2022)																
11910	NEWBERRY	10/30/1928		Active	9	0	0	0.00%	8	3	Y	8	N	02/2025		
11786	NINETY SIX	01/10/1945		Active	22	1	1	0.00%	24	4	0	Y		N		
Exc Award (06/30/2023)			Active	6	0	0	0.00%	11	3	N	None		09/2024	\$5,000.00		
Exc Award (06/30/2022)																
11790	PICKENS	07/16/1936		4	0	0	0.00%	4	21	N	None		10/2023			
11791	PIEDMONT	05/15/1952		Active	42	0	0	0.00%	44	0	Y		N		08/2025	
Exc Award (06/30/2022, 06/30/2023, 06/30/2024)																
30466	RIVER HILLS LAKE WYLIE	03/28/1975		Active	141	2	1	0.71%	144	4	1	Y			N	08/2025
Exc Award (06/30/2016, 06/30/2023, 06/30/2024)																
11915	ROCK HILL	04/29/1929		Active	11	0	0	0.00%	10	3	Y	2	N		08/2025	
11794	SALEM	10/17/1966		Active	44	1	0	2.33%	38	0	Y		N		07/2025	
Exc Award (06/30/2021, 06/30/2022, 06/30/2023)				Active(2)	13	0	0	0.00%	13	2	N	None			05/2024	
11795	SALUDA	06/22/1937														
Exc Award (06/30/2023)			Active	16	0	0	0.00%	18	4	Y	2	R	07/2025			
11796	SENECA	01/25/1945														
Exc Award (06/30/2023)			Active(1)	28	0	0	0.00%	28	0	Y		N	05/2025			
11798	SLATER MARIETTA	02/19/1951														
142574	South Carolina Cyber	08/21/2020	Active(2)	5	0	12	-70.59%	16	6	1	N	None		05/2025		
Exc Award (06/30/2021)			Active	53	0	0	0.00%	66	2	Y	2	R	06/2025			
11799	SPARTANBURG	05/23/1922														
Exc Award (06/30/2019, 06/30/2021)																



Club Health Assessment for District 32 S through August 2025

			Status	Membership						Reports				Finance	LCIF	
Club Number	Club Name	Charter Date	Times in Status Quo in Past 2 Years	Current Member Count **	YTD Members Added	YTD Members Dropped	YTD Net Growth% ***	Member Count 1 Year Ago	Dropped Members Avg.Length of Service	Months Since Membership Update	Current Officers Reported ****	Current President Repeated Term	VP Reported *****	Last Date Reported Service (mm/yyyy)	Account Balance	YTD Donations
111089	SPARTANBURG SOUTHSIDE	05/17/2011	Active	121	4	4	0.00%	97	4	0	Y		N	06/2025		\$20.40
	Exc Award (06/30/2019, 06/30/2021, 06/30/2022)															
11801	TAYLORS	10/19/1950	Active	42	1	3	-4.55%	37	4	0	Y	2		08/2025		
	Exc Award (06/30/2022, 06/30/2024)															
29111	TEGA CAY	04/15/1974	Active	73	15	1	23.73%	46	1	0	Y		N	08/2025		\$40.00
	Exc Award (06/30/2017, 06/30/2020, 06/30/2024)															
11802	THE MATHEWS	01/28/1952	Active	43	11	2	26.47%	28	1	0	Y		N	07/2025		\$300.00
	Exc Award (06/30/2018, 06/30/2019, 06/30/2021, 06/30/2022, 06/30/2023, 06/30/2024)															
59788	TRAVELERS REST	06/26/1997	Active	11	0	0	0.00%	11		14	Y	5		08/2024		
11920	UNION	08/26/1936	Active	21	0	2	-8.70%	24	25	0	Y		N	08/2025		
	Exc Award (06/30/2020, 06/30/2022, 06/30/2023)															
11805	WALHALLA	07/17/1945	Active(1)	5	0	0	0.00%	5		18	N	None		01/2025		
11806	WARE SHOALS	01/15/1945	Active	16	0	0	0.00%	14		0	Y		N	08/2025		
11922	WINNSBORO	05/22/1935	Active	36	0	5	-12.20%	42	5	0	Y		N	08/2025		\$150.00
	Exc Award (06/30/2020, 06/30/2021, 06/30/2022, 06/30/2023)															
130008	Woodruff Centennial	02/14/2017	Active	7	0	0	0.00%	8		6	N			11/2024		
	Exc Award (06/30/2021)															

Clubs Cancelled Previous Fiscal Year – Clubs Cancelled within last 12 months may be reinstated

Club Number	Club Name	Charter Date	Current Status*	Cancellation Date
150816	Blue Ridge History	05/17/2022	Cancelled(8*)	12/30/2024

Current Total Clubs Count	YTD New Clubs Count	YTD Cancelled Clubs Count	YTD Net Club Gain	Current Total Members Count	YTD Add	YTD Drop	YTD Net Growth	YTD Net Growth %	Member Count 12 Months Ago	Average Member Count Per Club	% of Clubs with less than 20 members	% No Officer Report in 12 Months	% of Clubs with balance 90+ days	Number of Clubs in Status Quo	% Status Quo Clubs in Financial Suspension	Number of Cancelled Clubs	Average Cancelled Club Age	Members Lost Due to Cancellation	% of Clubs Cancelled for Non-Financial Reasons
59	0	0	0	1,582	48	40	8	0.51%	1,525	27	44%	14%	3%	0	0%	0	0	0	0%



Club Health Assessment for District 32 S through August 2025

			Status		Membership				Reports				Finance	LCIF		
Club Number	Club Name	Charter Date	Times in Status Quo in Past 2 Years	Current Member Count **	YTD Members Added	YTD Members Dropped	YTD Net Growth% ***	Member Count 1 Year Ago	Dropped Members Avg.Length of Service	Months Since Membership Update	Current Officers Reported ****	Current President Repeated Term	VP Reported *****	Last Date Reported Service (mm/yyyy)	Account Balance	YTD Donations

* - P - Priority Club. Cancellation Reasons: 1-Objectives/conduct, 2-Non-active club, 5-Non-existing club, 6-Disbanding, 7-Merger, 8-Financial Suspension, 9-District/Multiple District Dues.

** Red denotes below 15 active members.

*** Red denotes 20% + loss.

**** Y - all 3 (President, Secretary, Treasurer) club officers reported, N - not all 3 reported.

***** Abbreviation: N-New, IP-Immediate Past, R-Repeat.



Club Health Assessment for District 34 A through August 2025

			Status	Membership						Reports				Finance	LCIF	
Club Number	Club Name	Charter Date	Times in Status Quo in Past 2 Years	Current Member Count **	YTD Members Added	YTD Members Dropped	YTD Net Growth% ***	Member Count 1 Year Ago	Dropped Members Avg.Length of Service	Months Since Membership Update	Current Officers Reported ****	Current President Repeated Term	VP Reported *****	Last Date Reported Service (mm/yyyy)	Account Balance	YTD Donations
Clubs less than two years old																
183225	Etowah County	07/15/2025	Newly Chartered	22	24	2	100.00%	0	0	1	Y		N			
188269	Lexington AL	08/01/2025	Newly Chartered	24	24	0	100.00%	0		0	Y		N	08/2025		
180918	Owens Cross Roads	05/21/2025	Active	26	6	0	30.00%	0		1	Y	2	N	06/2025	90+ Days	
Clubs more than two years old																
12182	ATHENS	11/10/1943	Active	85	7	2	6.25%	78	21	0	Y		R	08/2025		\$100.00
12222	BLOUNTSVILLE	10/30/1951	Active	17	0	0	0.00%	18		1	Y		N	07/2024		
12224	BRIDGEPORT	02/02/1955	Active	17	0	0	0.00%	17		2	Y	12		07/2024		
12184	BRILLIANT	02/19/1946	Active	17	0	0	0.00%	17		18	Y	8		09/2024		
12225	CENTRE	02/25/1938	Active	38	0	0	0.00%	40		3	Y	2	R	06/2025		\$1,000.00
Exc Award (06/30/2023)																
12185	CHEROKEE	09/01/1948	Active	26	0	0	0.00%	25		4	Y	4	R	08/2025		
Exc Award (06/30/2023)																
12187	CULLMAN	09/28/1954	Active	134	8	2	4.69%	135	42	0	Y		N	06/2025		\$305.00
12188	DECATUR	08/10/1938	Active	24	0	0	0.00%	25		3	Y		N	08/2024		
12190	DOUBLE SPRINGS	10/28/1947	Active	10	0	0	0.00%	9		1	Y	7		08/2024		
30506	ELKMONT	04/08/1975	Active	24	0	1	-4.00%	26	6	0	Y		N	08/2024		
53776	EVA	11/02/1992	Active	17	0	0	0.00%	17		2	N		N	10/2024		
45880	FAIRVIEW	03/03/1986	Active	10	0	0	0.00%	10		12	Y	11	R	10/2024		
12191	FALKVILLE	10/20/1949	Active	16	0	0	0.00%	14		7	Y	16	N	07/2025		
Exc Award (06/30/2023)																
12192	FLORENCE DOWNTOWN	06/10/1938	P- Active(1)	2	0	0	0.00%	0		3	Y	2		08/2024		
12226	FORT PAYNE	01/06/1948	Active	44	1	2	-2.22%	49	5	1	Y		N	07/2025		\$50.00
Exc Award (06/30/2018, 06/30/2022, 06/30/2023)																
12227	GADSDEN	07/31/1930	Active	8	0	0	0.00%	9		1	Y		N	06/2025		
Exc Award (06/30/2024)																
12232	GUNTERSVILLE	08/26/1930	Active	25	1	5	-13.79%	28	2	0	Y	2	R	08/2024		\$20.00



Club Health Assessment for District 34 A through August 2025


			Status	Membership					Reports					Finance	LCIF	
Club Number	Club Name	Charter Date	Times in Status Quo in Past 2 Years	Current Member Count **	YTD Members Added	YTD Members Dropped	YTD Net Growth% ***	Member Count 1 Year Ago	Dropped Members Avg.Length of Service	Months Since Membership Update	Current Officers Reported ****	Current President Repeated Term	VP Reported *****	Last Date Reported Service (mm/yyyy)	Account Balance	YTD Donations
12233	GURLEY	09/23/1948	Active	13	0	0	0.00%	13		12	Y	11	R	03/2025		
12197	HALEYVILLE	10/29/1929	Active	17	0	0	0.00%	17		25	N		N	02/2025		
12199	HANCEVILLE	03/04/1955	Active	12	0	0	0.00%	16		2	Y	2	N	08/2025		\$20.00
12235	HOKES BLUFF	02/09/1965	Active	21	0	0	0.00%	22		5	Y		R	07/2024		
59212	HOKES BLUFF TAWANNAH	03/21/1997	Active	39	0	0	0.00%	45		0	Y		N	07/2024		\$750.00
12201	HOLLY POND	03/08/1965	Active	15	0	0	0.00%	19		5	Y	2		02/2025		
12237	HUNTSVILLE PACESETTERS	12/10/1969	Active	17	0	0	0.00%	15		5	Y	2	R	12/2024		
Exc Award (06/30/2023)																
35546	HUNTSVILLE VON BRAUN	05/22/1978	Active	91	2	0	2.25%	74		0	Y		N	08/2025		
Exc Award (06/30/2023)																
12202	KILLEN	11/23/1957	Active	19	0	0	0.00%	19		6	Y	3		09/2024		\$2,000.00
143690	Madison Area Family	12/16/2020	Active	30	2	0	7.14%	23		0	Y		N	08/2025		\$150.00
150436	Marshall County Area	04/05/2022	Active	45	1	0	2.27%	49		1	N	3		07/2025		
12206	MOULTON	11/19/1943	Active	37	2	1	2.78%	35	2	1	N			05/2025		\$1,000.00
Exc Award (06/30/2019, 06/30/2021, 06/30/2023, 06/30/2024)																
12239	NEW HOPE	09/28/1948	Active	20	0	0	0.00%	29		3	N	None		10/2024		
12246	RAINBOW CITY	05/10/1954	Active	12	0	0	0.00%	12		2	Y	11	R	08/2024		
12247	RAINSVILLE	02/16/1971	Active	13	1	0	8.33%	15		0	Y	4	N	08/2024		
43347	RED BAY	01/13/1984	Active	12	0	0	0.00%	11		10	Y	12	N	04/2025		
84943	RUSSELLVILLE	03/02/2005	Active	8	0	0	0.00%	8		58	N	None		10/2024		
12248	SCOTTSBORO	07/20/1938	Active	43	0	4	-8.51%	46	7	0	Y		N	08/2025		\$366.66
Exc Award (06/30/2024)																
151280	Shoals Area	06/20/2022	Active	12	1	2	-7.69%	11	1	0	Y			07/2025		
12214	TUSCUMBIA	08/27/1954	Active	7	0	0	0.00%	7		14	Y	4		08/2024		
12216	WINFIELD	06/26/1939	Active	12	0	0	0.00%	16		2	N			12/2024		

Clubs Cancelled Previous Fiscal Year – Clubs Cancelled within last 12 months may be reinstated

Club Number	Club Name	Charter Date	Current Status*	Cancellation Date
110046	HAMILTON	01/10/2011	Cancelled(6*)	03/29/2025



Club Health Assessment for District 34 A through August 2025

<div>Club NumberClub NameCharter Date</div>						Status		Membership					Reports				Finance		LCIF
						Times in Status Quo in Past 2 Years	Current Member Count **	YTD Members Added	YTD Members Dropped	YTD Net Growth***	Member Count 1 Year Ago	Dropped Members Avg.Length of Service	Months Since Membership Update	Current Officers Reported ****	Current President Repeated Term	VP Reported *****	Last Date Reported Service (mm/yyyy)	Account Balance	YTD Donations
Current Total Clubs Count	YTD New Clubs Count	YTD Cancelled Clubs Count	YTD Net Club Gain	Current Total Members Count	YTD Add	YTD Drop	YTD Net Growth	Member Count 12 Months Ago	Average Member Count Per Club	% of Clubs with less than 20 members	% No Officer Report in 12 Months	% of Clubs with balance 90+ days	Number of Clubs in Status Quo	% Status Quo Clubs in Financial Suspension	Number of Cancelled Clubs	Average Cancelled Club Age	Members Lost Due to Cancellation	% of Clubs Cancelled for Non-Financial Reasons	
41	2	0	2	1,081	80	21	59	5.77%	1,019	26	54%	0%	2%	0	0%	0	0	0	

* - P - Priority Club. Cancellation Reasons: 1-Objectives/conduct, 2-Non-active club, 5-Non-existing club, 6-Disbanding, 7-Merger, 8-Financial Suspension, 9-District/Multiple District Dues.

** Red denotes below 15 active members.

*** Red denotes 20% + loss.

**** Y - all 3 (President, Secretary, Treasurer) club officers reported, N - not all 3 reported.

***** Abbreviation: N-New, IP-Immediate Past, R-Repeat.



Club Health Assessment for District 34 B through August 2025

			Status	Membership					Reports				Finance	LCIF			
Club Number	Club Name	Charter Date	Times in Status Quo in Past 2 Years	Current Member Count **	YTD Members Added	YTD Members Dropped	YTD Net Growth% ***	Member Count 1 Year Ago	Dropped Members Avg.Length of Service	Months Since Membership Update	Current Officers Reported ****	Current President Repeated Term	VP Reported *****	Last Date Reported Service (mm/yyyy)	Account Balance	YTD Donations	
Clubs less than two years old																	
182666	Jasper	06/19/2025	Newly Chartered	21	0	0	0.00%	0		1	Y	2					
Clubs more than two years old																	
12252	ADAMSVILLE-FORESTDALE	10/17/1947	Active	26	4	0	18.18%	29		0	Y	2	N	05/2025	90+ Days		
59933	ALABASTER	09/08/1997	Active(1)	16	0	0	0.00%	18		5	N	2		09/2024		\$100.00	
12329	ALEXANDER CITY	01/05/1938	Active	26	0	0	0.00%	26		13	N	2		09/2024			
12219	ANNISTON	04/03/1947	Active	60	2	1	1.69%	37	4	0	Y		N	08/2025		\$500.00	
Exc Award (06/30/2025)																	
12331	AUBURN	01/24/1928	Active	28	0	0	0.00%	28		4	Y	2		05/2025			
12333	AUTAUGAVILLE	08/13/1951	Active	25	1	0	4.17%	26		0	N			09/2024			
12335	CLANTON	02/27/1947	Active	55	3	0	5.77%	49		1	Y		N	09/2024			
42535	CLANTON EVENING	04/04/1983	Active	15	0	0	0.00%	12		3	Y		N	09/2024			
12305	FAYETTE	03/25/1938	Active	10	0	0	0.00%	10		13	Y	15		08/2025			
12307	GREENSBORO	08/05/1955	Active	16	0	0	0.00%	15		8	N	9		09/2024			
122984	Helena	08/21/2014	Active	6	0	0	0.00%	5		1	Y	2		07/2025			
Exc Award (06/30/2016)																	
12278	HOOVER	09/19/1966	Active	12	0	0	0.00%	11		2	Y	3		03/2025	\$200.00		
Exc Award (06/30/2023)																	
12340	HUGULEY	05/16/1957	Active	8	0	0	0.00%	8		38	N	16		09/2024			
126940	Jemison	03/02/2016	Active(1)	11	0	2	-15.38%	16	1	0	Y	7		08/2025			
12281	LEEDS	10/16/1947	Active	17	0	1	-5.56%	19	16	1	Y	6	R	09/2024			
61563	MOODY	03/01/1999	Active	20	0	0	0.00%	20		1	N	2		09/2024			
12316	NORTHPORT	01/13/1955	Active	44	1	0	2.33%	43		1	Y		N	06/2025			
Exc Award (06/30/2023, 06/30/2024)																	
12317	NORTHSIDE L C	04/30/1973	Active	24	0	0	0.00%	26		5	Y	4	N	09/2024	90+ Days		
12318	OAKMAN	11/06/1961	Active	28	0	0	0.00%	26		4	N	3		09/2024			
12345	OPELIKA	09/16/1947	Active	12	1	0	9.09%	14		0	Y	2	N	09/2024		\$1,000.00	
49080	OXFORD	12/12/1988	Active	2	2	0	100.00%	9		0	N			08/2025		\$100.00	



Club Health Assessment for District 34 B through August 2025

			Status		Membership					Reports				Finance		LCIF			
Club Number	Club Name	Charter Date	Times in Status Quo in Past 2 Years	Current Member Count **	YTD Members Added	YTD Members Dropped	YTD Net Growth% ***	Member Count 1 Year Ago	Dropped Members Avg.Length of Service	Months Since Membership Update	Current Officers Reported ****	Current President Repeated Term	VP Reported *****	Last Date Reported Service (mm/yyyy)	Account Balance	YTD Donations			
Exc Award (06/30/2023)																			
12348	PRATTVILLE	02/06/1936	Active	57	0	0	0.00%	54		1	Y	2	R	08/2025					
Exc Award (06/30/2023)																			
12349	REELTOWNLIBERTY CITY	02/18/1952	Active	12	0	1	-7.69%	13	58	1	N	9		09/2024					
126206	Sylacauga	11/20/2015	Active	19	0	0	0.00%	19		1	N	10		09/2024					
12357	TALLADEGA	12/10/1937	Active(1)	17	0	0	0.00%	13		4	Y		N	09/2024					
150632	Talladega Samaritan	05/04/2022	Active(1)	16	0	0	0.00%	0		4	Y	2	R	04/2025					
12358	TALLASSEE	05/09/1939	Active	15	0	0	0.00%	20		4	N	2		04/2025					
146813	Trussville Area	06/29/2021	Active(1)	6	1	0	20.00%	5		1	Y	3	R	04/2025					
39013	VALLEY	10/31/1980	Active	15	0	0	0.00%	14		2	Y	20	R	09/2024					
12264	VESTAVIA HILLS	05/11/1955	Active	10	0	0	0.00%	11		1	N	2		09/2024					
51738	WEAVER	06/07/1991	Active(1)	8	0	0	0.00%	9		2	N	16		09/2024					
141083	West Elmore Area	03/10/2020	Active	19	0	0	0.00%	19		12	N	2		07/2025					
12286	WEST HOMEWOOD	11/14/1956	Active	14	0	0	0.00%	14		39	N	2		09/2024					
12359	WETUMPKA	02/09/1928	Active	37	0	1	-2.63%	36	4	1	N	None	N	09/2024					
Current Total Clubs Count	YTD New Clubs Count	YTD Cancelled Clubs Count	YTD Net Club Gain	Current Total Members Count	YTD Add	YTD Drop	YTD Net Growth	YTD Net Growth %	Member Count 12 Months Ago	Average Member Count Per Club	% of Clubs with less than 20 members	% No Officer Report in 12 Months	% of Clubs with balance 90+ days	Number of Clubs in Status Quo	% Status Quo Clubs in Financial Suspension	Number of Cancelled Clubs	Average Cancelled Club Age	Members Lost Due to Cancellation	% of Clubs Cancelled for Non-Financial Reasons
35	0	0	0	727	15	6	9	1.25%	674	21	63%	0%	6%	0	0%	0	0	0	0%

* - P - Priority Club. Cancellation Reasons: 1-Objectives/conduct, 2-Non-active club, 5-Non-existing club, 6-Disbanding, 7-Merger, 8-Financial Suspension, 9-District/Multiple District Dues.

** Red denotes below 15 active members.

*** Red denotes 20% + loss.

**** Y - all 3 (President, Secretary, Treasurer) club officers reported, N - not all 3 reported.

***** Abbreviation: N-New, IP-Immediate Past, R-Repeat.




Club Health Assessment for District 34 C through August 2025

			Status	Membership					Reports					Finance		LCIF
Club Number	Club Name	Charter Date	Times in Status Quo in Past 2 Years	Current Member Count **	YTD Members Added	YTD Members Dropped	YTD Net Growth% ***	Member Count 1 Year Ago	Dropped Members Avg.Length of Service	Months Since Membership Update	Current Officers Reported ****	Current President Repeated Term	VP Reported *****	Last Date Reported Service (mm/yyyy)	Account Balance	YTD Donations
Clubs less than two years old																
155013	Boykin Damascus	09/18/2023	Active(1)	20	0	0	0.00%	20		26	N	None				
Clubs more than two years old																
12360	ANDALUSIA Exc Award (06/30/2019)	05/07/1937	Active	24	0	0	0.00%	23		1	Y		N	02/2025		
12393	ASHFORD Exc Award (06/30/2018, 06/30/2019, 06/30/2021, 06/30/2023)	07/28/1937	Active	30	0	0	0.00%	30		2	Y	5	N	08/2025		
12361	ATMORE Exc Award (06/30/2019, 06/30/2023)	02/02/1928	Active	34	0	0	0.00%	34		4	Y	2	N	08/2025		
151927	Atmore Yellow Hats Society	08/15/2022	Active(1)	17	0	0	0.00%	16		8	N	4	R	02/2023		
12362	BREWTON GREATER BREWTON Exc Award (06/30/2019)	03/08/1935	Active	11	2	0	22.22%	9		1	N	4	R	05/2025		
122015	Covington VIP	05/01/2014	Active(2)	11	0	0	0.00%	18		4	Y		R	07/2025		\$50.00
12397	DALEVILLE Exc Award (06/30/2016, 06/30/2019)	06/05/1962	Active	26	0	0	0.00%	25		0	Y		R	04/2025		\$2,050.00
12367	EIGHT MILE Exc Award (06/30/2018, 06/30/2019, 06/30/2022, 06/30/2023, 06/30/2024)	10/31/1955	Active	37	0	0	0.00%	30		2	Y		N	08/2025		
12401	ELBA Exc Award (06/30/2019)	03/23/1939	Active	28	1	0	3.70%	26		0	Y	8	R	10/2022		
12402	ENTERPRISE Exc Award (06/30/2018, 06/30/2024)	07/07/1944	Active	49	2	1	2.08%	48	3	0	Y		N	08/2025		\$500.00
152311	Escambia County Lions Quest	08/25/2022	Active(1)	15	0	0	0.00%	15		14	N	None				
12404	EUFAULA Exc Award (06/30/2019)	04/23/1947	Active	26	3	0	13.04%	25		1	Y		R	02/2025		
12368	FAIRHOPE Exc Award (06/30/2020, 06/30/2021, 06/30/2025)	03/20/1963	Active	30	1	1	0.00%	29	19	1	Y		N	06/2025		\$1,000.00
12369	FLOMATON Exc Award (06/30/2018, 06/30/2019)	11/22/1934	Active	13	0	0	0.00%	17		2	N	None		03/2024		
50827	FOLEY	07/24/1990	Active	12	0	1	-7.69%	12	20	1	Y	2	R	06/2024		



Club Health Assessment for District 34 C through August 2025

			Status	Membership					Reports					Finance		LCIF
Club Number	Club Name	Charter Date	Times in Status Quo in Past 2 Years	Current Member Count **	YTD Members Added	YTD Members Dropped	YTD Net Growth% ***	Member Count 1 Year Ago	Dropped Members Avg.Length of Service	Months Since Membership Update	Current Officers Reported ****	Current President Repeated Term	VP Reported *****	Last Date Reported Service (mm/yyyy)	Account Balance	YTD Donations
Exc Award (06/30/2020)																
12405	GENEVA	12/04/1947	Active	20	2	0	11.11%	19		1	Y	2	N	08/2025		\$1,000.00
120772	Greater Dothan Area	11/20/2013	Active	12	0	0	0.00%	12		6	N	None		10/2024		
Exc Award (06/30/2018, 06/30/2019, 06/30/2023)																
12372	GREENVILLE	04/30/1928	Active	27	1	0	3.85%	25		1	Y		N	06/2024		
Exc Award (06/30/2019, 06/30/2023)																
29461	GROVE HILL	06/07/1974	Active(1)	15	0	0	0.00%	15		27	N	None		04/2023		
12373	GULF SHORES	12/09/1947	Active	36	6	2	12.50%	38	3	0	Y			08/2025		
Exc Award (06/30/2017, 06/30/2018, 06/30/2019)																
12408	HEADLAND	01/04/1952	Active	52	0	0	0.00%	56		2	Y		R	08/2025		\$50.00
Exc Award (06/30/2016, 06/30/2018, 06/30/2019, 06/30/2020, 06/30/2023, 06/30/2024)																
12380	MOBILE	10/09/1922	Active	95	1	0	1.06%	94		0	Y		N	07/2025		
Exc Award (06/30/2018)																
54087	MOBILE SOUTH ALABAMA	02/15/1993	Active	8	0	0	0.00%	9		2	N	None		09/2023		
Exc Award (06/30/2019)																
12413	MONTGOMERY	06/12/1922	Active	79	0	2	-2.47%	83	1	0	Y		N	07/2025		
12415	MONTGOMERY DIXIE	11/17/1954	Active	9	0	0	0.00%	9		13	Y		N	05/2025	90+ Days	
Exc Award (06/30/2019)																
45365	ORANGE BEACH	09/16/1985	Active	21	3	1	10.53%	22	3	1	Y	5	N	04/2025		
Exc Award (06/30/2017, 06/30/2023)																
142796	Ozark	08/31/2020	Active	7	0	0	0.00%	7		18	N	None		03/2023		
115854	PIKE ROAD	01/11/2012	Active	21	1	1	0.00%	25	2	1	Y			06/2025		\$100.00
Exc Award (06/30/2018, 06/30/2019)																
12386	SARALAND	02/20/1956	Active	58	0	0	0.00%	63		1	Y		N	06/2025		
Exc Award (06/30/2017, 06/30/2018, 06/30/2019, 06/30/2021)																
115501	SATSUMA	11/11/2011	Active	21	0	0	0.00%	24		6	Y		N	05/2024		
Exc Award (06/30/2017)																
12387	SELMA	09/25/1947	Active	15	0	0	0.00%	13		2	Y	10	R	07/2021		
12389	THOMASVILLE	11/21/1967	Active	9	0	0	0.00%	9		4	Y	2	R	08/2025		



Club Health Assessment for District 34 C through August 2025

INTERNATIONAL

Club Number	Club Name	Charter Date	Status	Membership						Reports				Finance	LCIF	
			Times in Status Quo in Past 2 Years	Current Member Count **	YTD Members Added	YTD Members Dropped	YTD Net Growth% ***	Member Count 1 Year Ago	Dropped Members Avg.Length of Service	Months Since Membership Update	Current Officers Reported ****	Current President Repeated Term	VP Reported *****	Last Date Reported Service (mm/yyyy)	Account Balance	YTD Donations
138092	Troy	05/13/2019	Active(1)	1	1	0	100.00%	2		1	N	3		06/2025		
12391	YORK	08/01/1939	Active	30	0	1	-3.23%	29	3	1	Y	2	R	06/2025		\$500.00
Exc Award (06/30/2023)																

Clubs Cancelled Previous Fiscal Year – Clubs Cancelled within last 12 months may be reinstated

Club Number	Club Name	Charter Date	Current Status*	Cancellation Date
118276	BAY MINETTE	11/13/2012	Cancelled(6*)	06/29/2025
126044	Citronelle	11/02/2015	Cancelled(8*)	06/29/2025
12395	CLAYTON	12/20/1951	Cancelled(6*)	06/29/2025

Current Total Clubs Count	YTD New Clubs Count	YTD Cancelled Clubs Count	YTD Net Club Gain	Current Total Members Count	YTD Add	YTD Drop	YTD Net Growth	YTD Net Growth %	Member Count 12 Months Ago	Average Member Count Per Club	% of Clubs with less than 20 members	% No Officer Report in 12 Months	% of Clubs with balance 90+ days	Number of Clubs in Status Quo	% Status Quo Clubs in Financial Suspension	Number of Cancelled Clubs	Average Cancelled Club Age	Members Lost Due to Cancellation	% of Clubs Cancelled for Non-Financial Reasons
35	0	0	0	919	24	10	14	1.55%	931	26	40%	6%	3%	0	0%	0	0	0	0%

* - P - Priority Club. Cancellation Reasons: 1-Objectives/conduct, 2-Non-active club, 5-Non-existing club, 6-Disbanding, 7-Merger, 8-Financial Suspension, 9-District/Multiple District Dues.

** Red denotes below 15 active members.

*** Red denotes 20% + loss.

**** Y - all 3 (President, Secretary, Treasurer) club officers reported, N - not all 3 reported.

***** Abbreviation: N-New, IP-Immediate Past, R-Repeat.



Club Health Assessment for District 35 L through August 2025

			Status	Membership					Reports					Finance	LCIF		
Club Number	Club Name	Charter Date	Times in Status Quo in Past 2 Years	Current Member Count **	YTD Members Added	YTD Members Dropped	YTD Net Growth% ***	Member Count 1 Year Ago	Dropped Members Avg.Length of Service	Months Since Membership Update	Current Officers Reported ****	Current President Repeated Term	VP Reported *****	Last Date Reported Service (mm/yyyy)	Account Balance	YTD Donations	
Clubs less than two years old																	
179386	Gulf Breeze	04/29/2025	Active	28	3	0	12.00%	0		0	Y			07/2025		\$125.00	
178824	Keystone Melrose Lake Region	10/17/2024	Active	12	0	0	0.00%	0		8	N	None					
Clubs more than two years old																	
12470	ALACHUA	01/04/1940	Active	37	0	0	0.00%	38		2	Y			07/2025		\$200.00	
Exc Award (06/30/2017, 06/30/2021)																	
142554	Calhoun-Liberty	08/13/2020	P- Active	9	0	0	0.00%	13		2	Y	4	N	05/2025	90+ Days		
12474	CALLAHAN	12/05/1946	Active	21	0	0	0.00%	24		0	N	None		03/2025			
12475	CEDAR KEY	04/23/1968	Active	26	0	1	-3.70%	29	3	1	Y		N	08/2025			
12432	CENTURY	08/31/1944	Active(1)	8	0	0	0.00%	10		0	Y	8		12/2024			
12433	CHATTAHOOCHEE	12/29/1944	Active	11	0	0	0.00%	11		0	Y	11	R	01/2025			
145744	Chipley Falling Waters	04/12/2021	Active	11	0	0	0.00%	11		6	Y	2	N	08/2025			
Exc Award (06/30/2025)																	
90291	CRAWFORDVILLE	12/05/2005	Active(2)	15	0	0	0.00%	17		3	Y	3	R	08/2019			
50749	CRESTVIEW	06/27/1990	Active	11	0	1	-8.33%	13	20	1	Y		N	04/2025			
137474	DeFuniak Springs	02/22/2019	Active(2)	8	0	0	0.00%	8		8	N	None		02/2020			
154387	Dunnellon 2	06/16/2023	Active	11	0	0	0.00%	15		2	Y	4	R	07/2025			
109828	FLEMING ISLAND	12/06/2010	Active	8	0	0	0.00%	7		7	Y	2	R	05/2025			
12440	FORT WALTON BEACH	11/03/1949	Active	12	0	0	0.00%	13		3	Y	3	R	03/2025			
Exc Award (06/30/2018, 06/30/2024)																	
12441	FORT WALTON BEACH SONIC CITY	03/09/1964	Active	6	0	0	0.00%	8		2	Y		R	02/2025			
12480	GAINESVILLE	03/10/1944	Active	13	0	0	0.00%	15		1	Y	8	R	06/2025			
12482	GAINESVILLE UNIVERSITY CITY	03/20/1961	Active	4	0	0	0.00%	4		3	Y	5	R	08/2021			
12443	GRACEVILLE	11/17/1937	Active	27	0	0	0.00%	19		2	Y		IP	12/2024			
Exc Award (06/30/2023)																	
12486	HIGH SPRINGS	03/07/1947	Active	63	1	0	1.61%	61		0	Y	4	R	06/2025			
12488	INTERLACHEN	04/30/1968	Active(1)	10	0	0	0.00%	10		2	Y	3		02/2025			
12471	JACKSONVILLE ARLINGTON	12/15/1948	Active	43	0	0	0.00%	47		0	Y		N	08/2025			



Club Health Assessment for District 35 L through August 2025

			Status	Membership						Reports				Finance	LCIF	
Club Number	Club Name	Charter Date	Times in Status Quo in Past 2 Years	Current Member Count **	YTD Members Added	YTD Members Dropped	YTD Net Growth% ***	Member Count 1 Year Ago	Dropped Members Avg.Length of Service	Months Since Membership Update	Current Officers Reported ****	Current President Repeated Term	VP Reported *****	Last Date Reported Service (mm/yyyy)	Account Balance	YTD Donations
12489	JACKSONVILLE BEACHES	04/06/1938	Active(1)	44	2	1	2.33%	40	1	0	Y		R	08/2025		
141472	Jacksonville River City	04/20/2020	Active	27	0	0	0.00%	32		2	Y		IP	08/2025		
	Exc Award (06/30/2023)															
12493	JACKSONVILLE RIVERSIDE/ARGYLE WEST	03/31/1945	Active	13	0	0	0.00%	13		6	Y	2	N	03/2025		
151395	Jax Lions Quest of 35-L Cyber	06/21/2022	Active	8	0	0	0.00%	8		10	N	None		07/2022		
105610	JEFFERSON COUNTY	06/01/2009	Active	7	0	0	0.00%	10		2	N	None		01/2025		
12498	LAKE CITY	12/09/1946	Active	8	0	1	-11.11%	12	13	1	N	None	R	07/2025		
12500	LIVE OAK	04/27/1950	Active	21	0	0	0.00%	23		7	N	None		06/2019		
153128	Lynn Haven 2	06/14/2023	Active	5	0	0	0.00%	10		2	Y	4		04/2025		
12501	MACCLENNY	04/22/1935	Active(2)	25	25	0	100.00%	18		0	Y	2		05/2025		
12448	MADISON	12/18/1942	Active(1)	26	0	0	0.00%	29		2	Y		N	07/2025		
12539	MCINTOSH	12/12/1949	Active	24	0	0	0.00%	23		6	Y	3	N	07/2025		
97150	MIDDLEBURG BLACK CREEK	05/23/2006	Active	12	0	0	0.00%	14		7	Y		IP	08/2025		
	Exc Award (06/30/2018, 06/30/2020)															
12502	NEWBERRY	03/25/1943	Active	16	0	0	0.00%	23		2	Y	3	R	02/2024		
	Exc Award (06/30/2017)															
12543	OCALA	03/19/1926	Active	72	1	0	1.41%	74		0	Y		N	08/2025		
	Exc Award (06/30/2016)															
102328	OCALA 200	06/03/2008	Active	22	0	0	0.00%	26		0	Y		R	08/2025		\$20.00
	Exc Award (06/30/2017, 06/30/2021, 06/30/2022)															
12544	OCALA FORT KING BREAKFAST	09/25/1963	Active	31	1	0	3.33%	23		1	Y		IP	06/2025		\$25.00
47383	OCALA ON TOP OF THE WORLD	05/28/1987	Active	18	0	0	0.00%	21		2	Y	4	N	07/2025		\$2,300.00
	Exc Award (06/30/2023)															
12503	ORANGE PARK	07/14/1948	Active	23	0	0	0.00%	19		4	Y	2	R	08/2025		
	Exc Award (06/30/2024)															
104774	PALATKA NEW VISION	02/17/2009	Active	10	0	0	0.00%	10		0	Y	4	N	06/2025		
	Exc Award (06/30/2021)															
12454	PANAMA CITY	04/29/1935	Active	12	0	0	0.00%	14		2	Y		R	04/2025		
12458	PENSACOLA	12/16/1927	Active	34	1	0	3.03%	33		0	Y		N	04/2025		\$200.00



Club Health Assessment for District 35 L through August 2025

			Status	Membership						Reports				Finance	LCIF	
Club Number	Club Name	Charter Date	Times in Status Quo in Past 2 Years	Current Member Count **	YTD Members Added	YTD Members Dropped	YTD Net Growth***	Member Count 1 Year Ago	Dropped Members Avg.Length of Service	Months Since Membership Update	Current Officers Reported ****	Current President Repeated Term	VP Reported *****	Last Date Reported Service (mm/yyyy)	Account Balance	YTD Donations
12461	PORT ST JOE	02/25/1955	Active(2)	54	0	0	0.00%	50		6	N	None		07/2025		
35728	QUINCY	06/16/1978	Active	12	0	0	0.00%	11		2	Y		N	02/2025		
12560	SILVER SPRINGS	12/16/1958	Active(1)	5	0	1	-16.67%	0	16	0	Y	6		07/2025		
12463	SOPCHOPPY	09/08/1952	Active	14	0	3	-17.65%	19	14	0	Y	3		07/2025		
146819	South Putnam	06/17/2021	Active	12	0	0	0.00%	17		2	Y	2		03/2025		
12506	ST AUGUSTINE	11/14/1946	Active	30	0	0	0.00%	28		2	Y		N	07/2025		
12465	TALLAHASSEE	02/20/1929	Active	31	0	1	-3.13%	32	1	1	Y		N	08/2025		
82989	TURKEY CREEK	06/30/2004	Active	14	0	0	0.00%	16		4	Y	2	N	08/2025		\$1,125.00
Exc Award (06/30/2016, 06/30/2018, 06/30/2019, 06/30/2021, 06/30/2024)																
145612	Williston Youth	03/25/2021	Active	9	0	0	0.00%	9		12	Y	6	R	09/2021		
148131	Yulee Nassau County	08/31/2021	Active	28	0	0	0.00%	28		15	N	3	R	12/2024		

Clubs Cancelled Previous Fiscal Year – Clubs Cancelled within last 12 months may be reinstated

Club Number	Club Name	Charter Date	Current Status*	Cancellation Date
154002	Marianna Leaping Lions	05/22/2023	Cancelled(8*)	12/30/2024
12453	NICEVILLE VALPARAISO	11/21/1950	Cancelled(8*)	06/29/2025

Current Total Clubs Count	YTD New Clubs Count	YTD Cancelled Clubs Count	YTD Net Club Gain	Current Total Members Count	YTD Add	YTD Drop	YTD Net Growth	YTD Net Growth %	Member Count 12 Months Ago	Average Member Count Per Club	% of Clubs with less than 20 members	% No Officer Report in 12 Months	% of Clubs with balance 90+ days	Number of Clubs in Status Quo	% Status Quo Clubs in Financial Suspension	Number of Cancelled Clubs	Average Cancelled Club Age	Members Lost Due to Cancellation	% of Clubs Cancelled for Non-Financial Reasons
53	0	0	0	1,061	34	9	25	2.41%	1,058	20	58%	9%	2%	0	0%	0	0	0	0%

* - P - Priority Club. Cancellation Reasons: 1-Objectives/conduct, 2-Non-active club, 5-Non-existing club, 6-Disbanding, 7-Merger, 8-Financial Suspension, 9-District/Multiple District Dues.

** Red denotes below 15 active members.

*** Red denotes 20% + loss.

**** Y - all 3 (President, Secretary, Treasurer) club officers reported, N - not all 3 reported.

***** Abbreviation: N-New, IP-Immediate Past, R-Repeat.



Club Health Assessment for District 35 I through August 2025

			Status	Membership						Reports				Finance	LCIF	
Club Number	Club Name	Charter Date	Times in Status Quo in Past 2 Years	Current Member Count **	YTD Members Added	YTD Members Dropped	YTD Net Growth% ***	Member Count 1 Year Ago	Dropped Members Avg.Length of Service	Months Since Membership Update	Current Officers Reported ****	Current President Repeated Term	VP Reported *****	Last Date Reported Service (mm/yyyy)	Account Balance	YTD Donations
Clubs more than two years old																
130732	Arcadia Centennial	04/21/2017	Active	23	0	2	-8.00%	22	8	1	Y		N	08/2025		
12666	BONITA SPRINGS	04/16/1962	Active	71	1	0	1.43%	79		1	Y		N	06/2025		
	Exc Award (06/30/2018, 06/30/2022)															
12622	BRADENTON	04/14/1947	Active	24	1	0	4.35%	25		0	Y			08/2025		
	Exc Award (06/30/2017, 06/30/2018, 06/30/2023)															
12568	BRANDON	05/11/1954	Active	25	1	1	0.00%	27	22	1	Y	4	R	08/2025		\$570.00
12624	CAPE CORAL	08/02/1962	Active	13	0	1	-7.14%	13	3	1	N	4		08/2025		
	Exc Award (06/30/2024)															
12571	CLEARWATER	07/21/1931	Active	27	0	0	0.00%	27		2	Y			08/2025		\$350.00
	Exc Award (06/30/2024)															
101537	DADE CITY HISPANIC AMERICAN	03/06/2008	Active	10	0	0	0.00%	11		5	N	None		08/2022		
12627	ENGLEWOOD	03/24/1952	Active	30	0	0	0.00%	26		1	Y	2	R	08/2025		\$100.00
	Exc Award (06/30/2017, 06/30/2023, 06/30/2024)															
12628	EVERGLADES	11/06/1952	Active	46	0	0	0.00%	42		2	Y		R	06/2025		
	Exc Award (06/30/2021, 06/30/2022)															
149944	Fishhawk	02/21/2022	Active	25	1	0	4.17%	26		1	Y		R	08/2025		
12630	FORT MYERS	03/07/1935	Active	39	4	0	11.43%	33		0	Y		IP	08/2025		\$300.00
	Exc Award (06/30/2021, 06/30/2022)															
12631	FORT MYERS BEACH	12/03/1952	Active	17	0	1	-5.56%	17	6	0	Y	5	R	08/2025		\$200.00
	Exc Award (06/30/2017)															
12634	FROSTPROOF	04/16/1952	Active	13	0	0	0.00%	12		4	Y	9	R	01/2023		
12580	GULFPORT	06/02/1948	Active	31	2	7	-13.89%	45	13	0	Y			06/2025		
31337	HUDSON BAYONET POINT	11/17/1975	Active	20	6	0	42.86%	12		0	Y		N	08/2025		
	Exc Award (06/30/2020)															
12643	LAKE PLACID	01/25/1950	Active	9	0	0	0.00%	14		0	Y		N	08/2025		
	Exc Award (06/30/2018, 06/30/2019, 06/30/2023)															
12644	LAKE WALES	05/06/1949	Active	10	0	0	0.00%	8		2	Y	3	R	06/2025		
12584	LARGO	01/08/1957	Active	29	0	0	0.00%	30		0	Y		R	05/2025		



Club Health Assessment for District 35 I through August 2025

			Status	Membership						Reports				Finance	LCIF	
Club Number	Club Name	Charter Date	Times in Status Quo in Past 2 Years	Current Member Count **	YTD Members Added	YTD Members Dropped	YTD Net Growth% ***	Member Count 1 Year Ago	Dropped Members Avg.Length of Service	Months Since Membership Update	Current Officers Reported ****	Current President Repeated Term	VP Reported *****	Last Date Reported Service (mm/yyyy)	Account Balance	YTD Donations
Exc Award (06/30/2024)			Active	7	0	0	0.00%	10		2	Y	3		06/2025		
47517	LUTZ LAND O LAKES LLLL	06/22/1987														
Exc Award (06/30/2017, 06/30/2019)																
12649	NAPLES	10/25/1938	Active	74	1	2	-1.33%	66	2	1	Y		N	07/2025		
Exc Award (06/30/2018, 06/30/2019, 06/30/2021)			Active	16	1	0	6.67%	22		1	Y	2	N	07/2025		\$100.00
96672	NORTH FORT MYERS NOON	03/17/2006														
Exc Award (06/30/2020)																
12652	NORTH PORT	11/23/1969	Active(1)	9	0	0	0.00%	11		2	Y	3		06/2025		
Exc Award (06/30/2016, 06/30/2017)			Active(1)	19	0	0	0.00%	19		7	Y	2	N	06/2025		
46705	PALM HARBOR #II	12/02/1986														
12592	PLANT CITY	04/04/1929														
Exc Award (06/30/2018)			Active	20	1	0	5.26%	22		0	Y		N	10/2023		
131286	Port Charlotte Centennial	06/13/2017														
Exc Award (06/30/2020, 06/30/2021, 06/30/2022)																
12656	PUNTA GORDA	11/15/1966	Active	32	0	2	-5.88%	30	2	1	Y	2	N	06/2025		\$1,000.00
Exc Award (06/30/2017, 06/30/2020, 06/30/2023, 06/30/2024)			Active	14	0	1	-6.67%	19	11	0	N	None	N	06/2025		
12594	SAFETY HARBOR	04/03/1950														
Exc Award (06/30/2020, 06/30/2024)																
12659	SANIBEL CAPTIVA ISLAND	08/23/1967	Active	11	0	0	0.00%	17		0	Y		IP	06/2025		
12662	SARASOTA	12/18/1957	Active	15	0	0	0.00%	14		7	N	None		01/2025		
Exc Award (06/30/2017)			Active	14	0	0	0.00%	14		2	Y	2	R	06/2025		\$100.00
12664	SEBRING BREAKFAST	06/05/1973														
Exc Award (06/30/2021)																
12595	ST PETERSBURG	02/06/1925	Active	67	0	0	0.00%	67		2	Y		N	08/2025		\$100.00
Exc Award (06/30/2017, 06/30/2019, 06/30/2020, 06/30/2022)			Active	36	3	0	9.09%	36		0	Y		N	08/2025		\$150.00
44830	SUN CITY CENTER/SOUTH SHORE	04/15/1985														
Exc Award (06/30/2017, 06/30/2023, 06/30/2024)																
12604	TAMPA DOWNTOWN	02/19/1924	Active	25	2	0	8.70%	26		1	Y	2	N	06/2019		
Exc Award (06/30/2017)			Active(1)	20	0	0	0.00%	20		25	N	None		09/2018		
121885	Tampa North	04/18/2014														



Club Health Assessment for District 35 I through August 2025

* - P - Priority Club. Cancellation Reasons: 1-Objectives/conduct, 2-Non-active club, 5-Non-existing club, 6-Disbanding, 7-Merger, 8-Financial Suspension, 9-District/Multiple District Dues.

** Red denotes below 15 active members.

*** Red denotes 20% + loss.

**** Y - all 3 (President, Secretary, Treasurer) club officers reported, N - not all 3 reported.

***** Abbreviation: N-New, IP-Immediate Past, R-Repeat.



Club Health Assessment for District 35 O through August 2025

			Status	Membership						Reports				Finance	LCIF	
Club Number	Club Name	Charter Date	Times in Status Quo in Past 2 Years	Current Member Count **	YTD Members Added	YTD Members Dropped	YTD Net Growth% ***	Member Count 1 Year Ago	Dropped Members Avg.Length of Service	Months Since Membership Update	Current Officers Reported ****	Current President Repeated Term	VP Reported *****	Last Date Reported Service (mm/yyyy)	Account Balance	YTD Donations
Clubs more than two years old																
123529	Auburndale/Polk County	11/17/2014	Active	28	0	2	-6.67%	30	0	0	Y		N	08/2025		
12567	BEVERLY HILLS	09/05/1967	Active	21	1	1	0.00%	19	3	0	Y			08/2025		\$550.00
12516	CLERMONT MINNEOLA L C	03/29/1949	Active	10	0	0	0.00%	11		8	N	2		08/2022		
Exc Award (06/30/2020)																
12575	CRYSTAL RIVER	03/04/1953	Active	12	0	0	0.00%	12		23	Y	9	R	02/2022		
58391	CRYSTAL RIVER KINGS BAY	06/07/1996	Active	14	0	0	0.00%	17		1	Y		IP	06/2025		
Exc Award (06/30/2018, 06/30/2019, 06/30/2022)																
12625	CYPRESS GARDENS	12/15/1967	Active	11	0	1	-8.33%	12	5	0	Y	5	N	03/2025		
39038	DAVENPORT	11/28/1980	Active	18	1	1	0.00%	19	2	0	Y	2	R	08/2025		\$45.00
Exc Award (06/30/2016)																
128843	Daytona Halifax Area	09/06/2016	Active	10	0	0	0.00%	12		4	Y		R	02/2025		
Exc Award (06/30/2024)																
12522	DELAND	04/10/1939	Active(2)	5	0	0	0.00%	5		12	N	None		11/2018		
152836	Eastport	11/03/2022	Active	42	0	4	-8.70%	51	2	0	Y		N	08/2025		\$100.00
Exc Award (06/30/2023, 06/30/2024)																
12578	FLORAL CITY	06/16/1953	Active	12	0	0	0.00%	15		9	Y	4	R	06/2025		
12530	FRUITLAND PARK	08/19/1954	Active	21	0	1	-4.55%	20	3	1	Y	2	R	08/2025		\$250.00
Exc Award (06/30/2022)																
29796	HIGH POINT	09/30/1974	Active	30	1	1	0.00%	34	16	0	Y	2	R	08/2025		
Exc Award (06/30/2018)																
12582	HOMOSASSA	04/30/1970	Active	70	3	0	4.48%	69		0	Y	2	N	08/2025		
Exc Award (06/30/2016, 06/30/2017, 06/30/2020, 06/30/2022)																
12487	INGLIS YANKEETOWN	05/24/1971	Active	15	0	1	-6.25%	18	2	1	Y			06/2025		
Exc Award (06/30/2018, 06/30/2023)																
31924	INVERNESS	03/30/1976	Active	17	0	0	0.00%	20		0	Y	2	N	08/2025		
12637	KATHLEEN	03/12/1953	Active	40	0	0	0.00%	45		5	N	None		05/2025		
12533	KISSIMMEE	03/21/1939	Active	23	0	0	0.00%	23		0	N	None		12/2023		
Exc Award (06/30/2017)																



Club Health Assessment for District 35 O through August 2025

			Status	Membership						Reports				Finance		LCIF
Club Number	Club Name	Charter Date	Times in Status Quo in Past 2 Years	Current Member Count **	YTD Members Added	YTD Members Dropped	YTD Net Growth% ***	Member Count 1 Year Ago	Dropped Members Avg.Length of Service	Months Since Membership Update	Current Officers Reported ****	Current President Repeated Term	VP Reported *****	Last Date Reported Service (mm/yyyy)	Account Balance	YTD Donations
47000	LADY LK ORANGE BLOSSOM GARDENS Exc Award (06/30/2019, 06/30/2022)	03/02/1987	Active	88	7	1	7.32%	104	4	0	Y	3	R	08/2025	90+ Days	\$400.00
12639	LAKE ALFRED Exc Award (06/30/2016, 06/30/2018)	10/30/1945	Active	33	2	0	6.45%	29		0	Y			08/2025		
100760	LAKE SUMTER Exc Award (06/30/2017, 06/30/2020, 06/30/2023)	12/06/2007	Active	67	2	0	3.08%	69		0	Y		N	08/2025		
32727	LAKELAND NORTH LAKELAND	09/07/1976	Active	16	0	0	0.00%	28		2	Y		IP	07/2025		
12537	LOCKHART	09/30/1954	Active	12	0	0	0.00%	12		14	N	None			90+ Days	
12540	MOUNT DORA Exc Award (06/30/2020)	03/03/1939	Active	21	0	0	0.00%	22		3	Y	2	R	06/2025		
12541	NEW SMYRNA BEACH	01/27/1947	Active	3	0	0	0.00%	3		1	Y	6	R	08/2025		
12545	OCOEE	11/15/1948	Active	19	0	0	0.00%	21		2	N	5	R	07/2025		
12549	ORLANDO COLLEGE PARK	04/20/1950	Active	12	0	0	0.00%	13		2	N	None		03/2025		
144012	Orlando International Film Festival	12/17/2020	Active(1)	10	10	0	100.00%	15		0	Y	2		04/2025		
12552	ORMOND BEACH Exc Award (06/30/2016, 06/30/2017, 06/30/2023)	10/26/1954	Active	14	0	0	0.00%	15		2	Y	3		08/2025		
84490	ORMOND BY THE SEA Exc Award (06/30/2017, 06/30/2018, 06/30/2019, 06/30/2022, 06/30/2023, 06/30/2024)	12/03/2004	Active	38	0	0	0.00%	40		3	N	None		08/2025		
63021	OVIDO-WINTER SPRINGS L C Exc Award (06/30/2017, 06/30/2018, 06/30/2021, 06/30/2022, 06/30/2024)	04/12/2000	Active	44	1	0	2.33%	40		0	Y		N	06/2025		\$2,085.00
87965	PALM BAY PROGRESSIVE	05/03/2005	Cancelled(6*)	0	0	0	0.00%	6		2	N	None		02/2024		
12554	PALM COAST Exc Award (06/30/2022, 06/30/2023, 06/30/2024)	11/06/1973	Active	24	2	1	4.35%	23	1	1	Y		N	08/2025		
12555	PIERSON Exc Award (06/30/2020)	01/17/1950	Active	40	0	0	0.00%	32		6	Y	2	N	04/2025		
53155	PONCE INLET	05/28/1992	Active	22	1	0	4.76%	28		1	Y	8		08/2025		
12709	ROCKLEDGE	12/08/1968	Active	9	0	0	0.00%	9		14	N	None		05/2023		



Club Health Assessment for District 35 O through August 2025

			Status	Membership					Reports				Finance	LCIF		
Club Number	Club Name	Charter Date	Times in Status Quo in Past 2 Years	Current Member Count **	YTD Members Added	YTD Members Dropped	YTD Net Growth% ***	Member Count 1 Year Ago	Dropped Members Avg.Length of Service	Months Since Membership Update	Current Officers Reported ****	Current President Repeated Term	VP Reported *****	Last Date Reported Service (mm/yyyy)	Account Balance	YTD Donations
Exc Award (06/30/2018)																
12711	SATELLITE BEACH	03/29/1960	Active	53	3	0	6.00%	51		0	Y		N	08/2025		\$325.00
Exc Award (06/30/2016, 06/30/2017, 06/30/2018, 06/30/2019, 06/30/2021)																
35548	SOUTH DAYTONA	05/02/1978	Active	32	0	0	0.00%	32		2	Y	7	R	08/2025		\$40.00
Exc Award (06/30/2019, 06/30/2024)																
133516	Spring Hill Nature Coast	12/21/2017	Active	10	0	0	0.00%	10		19	Y		N	05/2025		
12562	TAVARES	08/19/1955	Active	29	1	1	0.00%	31	3	0	Y	2	R	10/2023		
63534	VIERA	08/21/2000	Active	18	0	0	0.00%	21		2	Y	6		06/2025		
Exc Award (06/30/2022)																
152158	West Volusia Action Team	10/17/2022	Active(1)	6	0	0	0.00%	9		3	N	None		05/2023		
46925	WILDWOOD SUMTER COUNTY 44	02/03/1987	Active	21	0	0	0.00%	24		8	N	None		03/2024		

Clubs Cancelled Previous Fiscal Year – Clubs Cancelled within last 12 months may be reinstated

Club Number	Club Name	Charter Date	Current Status*	Cancellation Date
12546	ORANGE CITY	11/11/1953	Cancelled(8*)	06/29/2025
61974	ORLANDO HISPANIC	05/20/1999	Cancelled(6*)	03/29/2025
130755	Orlando Knights Lions	04/27/2017	Cancelled(8*)	06/29/2025
103531	VOLUSIA COUNTY	09/04/2008	Cancelled(8*)	06/29/2025

Current Total Clubs Count	YTD New Clubs Count	YTD Cancelled Clubs Count	YTD Net Club Gain	Current Total Members Count	YTD Add	YTD Drop	YTD Net Growth	YTD Net Growth %	Member Count 12 Months Ago	Average Member Count Per Club	% of Clubs with less than 20 members	% No Officer Report in 12 Months	% of Clubs with balance 90+ days	Number of Clubs in Status Quo	% Status Quo Clubs in Financial Suspension	Number of Cancelled Clubs	Average Cancelled Club Age	Members Lost Due to Cancellation	% of Clubs Cancelled for Non-Financial Reasons
42	0	1	-1	1,040	35	15	20	1.96%	1,119	25	50%	19%	5%	0	0%	1	143	0	-200%

* - P - Priority Club. Cancellation Reasons: 1-Objectives/conduct, 2-Non-active club, 5-Non-existing club, 6-Disbanding, 7-Merger, 8-Financial Suspension, 9-District/Multiple District Dues.

** Red denotes below 15 active members.

*** Red denotes 20% + loss.

**** Y - all 3 (President, Secretary, Treasurer) club officers reported, N - not all 3 reported.

***** Abbreviation: N-New, IP-Immediate Past, R-Repeat.



Club Health Assessment for District 35 N through August 2025

			Status	Membership						Reports				Finance	LCIF	
Club Number	Club Name	Charter Date	Times in Status Quo in Past 2 Years	Current Member Count **	YTD Members Added	YTD Members Dropped	YTD Net Growth% ***	Member Count 1 Year Ago	Dropped Members Avg.Length of Service	Months Since Membership Update	Current Officers Reported ****	Current President Repeated Term	VP Reported *****	Last Date Reported Service (mm/yyyy)	Account Balance	YTD Donations
Clubs less than two years old																
182413	Hollywood Muhammad Ali Legacy Continued	06/19/2025	Newly Chartered	16	0	0	0.00%	0		1	Y	2				
171848	Miami Intercontinental	06/19/2024	Active(1)	7	3	27	-77.42%	31	1	1	Y					
156494	Miramar - First Haitian-American	12/04/2023	Active(1)	24	0	0	0.00%	40		2	N	None		01/2024		
Clubs more than two years old																
15803	ARUBA Exc Award (06/30/2022, 06/30/2023, 06/30/2024)	09/23/1947	Active	61	0	1	-1.61%	64	37	0	Y		N	06/2025		\$30.00
131343	Aruba One Happy Island Exc Award (06/30/2018, 06/30/2021, 06/30/2022, 06/30/2024)	06/16/2017	Active(1)	21	0	3	-12.50%	24	6	0	Y		R	08/2025		\$764.86
12770	AVENTURA-NORTH MIAMI BEACH L C Exc Award (06/30/2018)	11/02/1953	Active	16	0	2	-11.11%	20	11	1	Y	4	R	05/2025		
12674	BOCA RATON	06/16/1947	Active	16	0	0	0.00%	22		3	Y			10/2024		\$1,000.00
15804	BONAIRE	02/02/1962	Active	19	0	0	0.00%	19		1	Y	2	R	06/2024		
127823	Broward Centennial	06/09/2016	Active	15	0	0	0.00%	18		0	Y	4	R	06/2025		
12677	CLEWISTON	06/02/1947	Active(1)	12	0	0	0.00%	16		4	N	None		03/2024		
40424	CORAL WAY COLOMBIAN L C	10/05/1981	Active	21	5	0	31.25%	20		1	Y	2	N	04/2025		
15805	CURACAO Exc Award (06/30/2023)	01/10/1946	Active	48	2	1	2.13%	51	8	1	Y		N	06/2025		\$20.00
12732	DANIA BEACH	06/20/1947	Active	52	1	0	1.96%	55		1	Y	2		01/2025		\$100.00
12681	DELRAY BEACH Exc Award (06/30/2017)	02/07/1939	Active	13	1	0	8.33%	13		1	Y	6	N	08/2025		
12683	FORT LAUDERDALE Exc Award (06/30/2022)	03/28/1935	Active	11	0	0	0.00%	15		2	N			08/2025		\$850.00
12686	FORT PIERCE Exc Award (06/30/2018)	05/23/1947	Active	37	0	0	0.00%	33		0	Y		N	08/2025		\$1,050.00
12725	FREEPORT Exc Award (06/30/2023, 06/30/2024)	03/15/1966	Active	35	1	0	2.94%	36		0	Y		N	12/2024		



Club Health Assessment for District 35 N through August 2025

			Status	Membership						Reports				Finance	LCIF	
Club Number	Club Name	Charter Date	Times in Status Quo in Past 2 Years	Current Member Count **	YTD Members Added	YTD Members Dropped	YTD Net Growth% ***	Member Count 1 Year Ago	Dropped Members Avg.Length of Service	Months Since Membership Update	Current Officers Reported ****	Current President Repeated Term	VP Reported *****	Last Date Reported Service (mm/yyyy)	Account Balance	YTD Donations
125092	Freeport Grand Bahamas Lucayan	06/10/2015	Active(1)	15	0	0	0.00%	15		17	N	None		11/2024		
59584	HIALEAH PAN AMERICAN	05/23/1997	Active	39	0	0	0.00%	27		1	Y		N	06/2025		
	Exc Award (06/30/2023, 06/30/2025)															
130759	Hollywood	05/10/2017	Active	22	0	0	0.00%	10		7	N	None		04/2024		
57101	HOLLYWOOD COLOMBIAN-AMERICAN	06/08/1995	Active(1)	10	0	0	0.00%	14		0	Y	3		03/2024		
	Exc Award (06/30/2017, 06/30/2019)															
98911	INDIANTOWN	03/26/2007	Active	3	0	0	0.00%	3		28	N	None		10/2023		
12744	KEY BISCAZYNE	09/11/1953	Active	9	0	0	0.00%	11		7	Y			10/2023		
12745	KEY LARGO	05/22/1956	Active	4	0	0	0.00%	4		30	N	13	R	10/2023		
12746	KEY WEST	04/28/1938	Active(1)	20	1	0	5.26%	17		0	Y	8	R	09/2023		
12691	LAKE WORTH	04/17/1925	Active	16	0	0	0.00%	15		3	Y	3	R	08/2025		\$322.00
12749	MIAMI	04/23/1924	Active	17	0	1	-5.56%	18	3	0	Y	2		01/2024		
12752	MIAMI BUENA VISTA-BILTMORE	03/11/1970	Active	28	0	1	-3.45%	30	6	0	Y		N	08/2025		
	Exc Award (06/30/2019, 06/30/2024)															
30261	MIAMI CUBAN	02/27/1975	Active	44	0	1	-2.22%	47	2	0	Y		N	08/2025		\$100.00
	Exc Award (06/30/2023)															
111682	MIAMI DADE INTERAMERICAN	07/20/2011	Active	29	2	0	7.41%	28		0	Y	3	R	08/2025		
	Exc Award (06/30/2018, 06/30/2023, 06/30/2024)															
115409	MIAMI FIVE STARS	10/27/2011	Active	30	0	1	-3.23%	21	8	0	Y			08/2025		
	Exc Award (06/30/2016, 06/30/2020, 06/30/2021, 06/30/2023, 06/30/2024, 06/30/2025)															
137624	Miami Fontainebleau	03/05/2019	Active(1)	18	0	0	0.00%	19		5	Y	4		05/2022		
111706	MIAMI GLOBAL COLOMBIAN	07/26/2011	Active	13	0	0	0.00%	13		1	Y		R	06/2025		
	Exc Award (06/30/2024)															
64931	MIAMI INTERAMERICAN ECUADOR	01/23/2002	Active	7	0	0	0.00%	11		2	Y	9	R	08/2025		
	Exc Award (06/30/2019)															
53074	MIAMI KENDALL WEST	05/12/1992	Active	6	0	0	0.00%	7		1	Y	3		07/2025		
	Exc Award (06/30/2017)															
138705	Miami Kingdom	06/20/2019	Active(2)	10	3	3	0.00%	16	4	1	N	8		08/2023		



Club Health Assessment for District 35 N through August 2025

			Status	Membership						Reports				Finance	LCIF	
Club Number	Club Name	Charter Date	Times in Status Quo in Past 2 Years	Current Member Count **	YTD Members Added	YTD Members Dropped	YTD Net Growth***	Member Count 1 Year Ago	Dropped Members Avg.Length of Service	Months Since Membership Update	Current Officers Reported ****	Current President Repeated Term	VP Reported *****	Last Date Reported Service (mm/yyyy)	Account Balance	YTD Donations
12759	MIAMI LAKES	02/25/1964	Active	8	0	2	-20.00%	10	34	0	Y			06/2025		
44290	MIAMI MANAGUA	10/22/1984	Active	22	4	1	15.79%	18	4	0	Y		N	04/2025		\$1,000.00
124790	Miami Medical	05/08/2015	Active(2)	19	0	0	0.00%	20		4	N	None		12/2023		
107820	MIAMI PERUVIAN	03/16/2010	Active	12	0	0	0.00%	12		3	Y	7		10/2023		
12736	MIAMI SPRINGS	03/31/1937	Active	70	4	0	6.06%	72		0	Y		R	07/2025		
Exc Award (06/30/2018, 06/30/2022, 06/30/2024)																
125641	Miami United World	08/18/2015	Active	14	1	0	7.69%	13		1	N	None		10/2023		
133326	PEMBROKE PINES WESTON MIRAMAR	12/06/2017	Active	18	0	0	0.00%	14		6	Y			08/2025		
12772	PERRINE CUTLER RIDGE L C	03/31/1954	Active	5	0	0	0.00%	5		18	N	None				
64896	PORT ST LUCIE DOWNTOWN	01/02/2002	Active	51	0	6	-10.53%	46	8	0	Y	2	R	07/2025		\$80.00
Exc Award (06/30/2024, 06/30/2025)																
57281	PORT ST LUCIE WEST	08/01/1995	Active	27	2	1	3.85%	30	53	0	Y	2	N	06/2025		\$300.00
12713	SEBASTIAN	09/06/1958	Active	16	0	2	-11.11%	18	6	1	Y	2	N	07/2025		\$100.00
108928	SOUTH FLORIDA MARITIME	07/16/2010	Active	16	0	0	0.00%	16		4	Y	6	R	10/2023		
12757	SUNNY ISLES BEACH	06/30/1950	Active	11	0	0	0.00%	11		16	N	None		10/2023		
12763	WEST MIAMI SUNSHINE	01/04/1956	Active	16	0	0	0.00%	25		1	Y	4	R	06/2025		
12720	WEST PALM BEACH WELLINGTON	03/26/1924	Active	10	0	3	-23.08%	10	5	1	Y	10		12/2023		

Clubs Cancelled Previous Fiscal Year – Clubs Cancelled within last 12 months may be reinstated

Club Number	Club Name	Charter Date	Current Status*	Cancellation Date
118069	CORAL GABLES MERRICK	10/19/2012	Cancelled(6*)	03/29/2025
60729	MIAMI LAUTARO CHILEAN	05/07/1998	Cancelled(8*)	12/30/2024

Current Total Clubs Count	YTD New Clubs Count	YTD Cancelled Clubs Count	YTD Net Club Gain	Current Total Members Count	YTD Add	YTD Drop	YTD Net Growth	YTD Net Growth %	Member Count 12 Months Ago	Average Member Count Per Club	% of Clubs with less than 20 members	% No Officer Report in 12 Months	% of Clubs with balance 90+ days	Number of Clubs in Status Quo	% Status Quo Clubs in Financial Suspension	Number of Cancelled Clubs	Average Cancelled Club Age	Members Lost Due to Cancellation	% of Clubs Cancelled for Non-Financial Reasons
51	0	0	0	1,079	30	56	-26	-2.35%	1,123	21	63%	10%	0%	0	0%	0	0	0	0%



Club Health Assessment for District 35 N through August 2025

			Status		Membership				Reports				Finance	LCIF		
Club Number	Club Name	Charter Date	Times in Status Quo in Past 2 Years	Current Member Count **	YTD Members Added	YTD Members Dropped	YTD Net Growth% ***	Member Count 1 Year Ago	Dropped Members Avg.Length of Service	Months Since Membership Update	Current Officers Reported ****	Current President Repeated Term	VP Reported *****	Last Date Reported Service (mm/yyyy)	Account Balance	YTD Donations

* - P - Priority Club. Cancellation Reasons: 1-Objectives/conduct, 2-Non-active club, 5-Non-existing club, 6-Disbanding, 7-Merger, 8-Financial Suspension, 9-District/Multiple District Dues.
** Red denotes below 15 active members.
*** Red denotes 20% + loss.
**** Y - all 3 (President, Secretary, Treasurer) club officers reported, N - not all 3 reported.
***** Abbreviation: N-New, IP-Immediate Past, R-Repeat.



Club Health Assessment for District 51 O through August 2025

			Status	Membership					Reports				Finance	LCIF		
Club Number	Club Name	Charter Date	Times in Status Quo in Past 2 Years	Current Member Count **	YTD Members Added	YTD Members Dropped	YTD Net Growth% ***	Member Count 1 Year Ago	Dropped Members Avg.Length of Service	Months Since Membership Update	Current Officers Reported ****	Current President Repeated Term	VP Reported *****	Last Date Reported Service (mm/yyyy)	Account Balance	YTD Donations
Clubs less than two years old																
182926	Florida	06/20/2025	Newly Chartered	23	0	0	0.00%	0		1	Y	2	N			
181752	Hatillo	06/16/2025	Newly Chartered	23	3	0	15.00%	0		0	Y	2				
179339	Quebradillas "Angel L. Saavedra Hernandez"	11/22/2024	Active	40	0	0	0.00%	0		2	Y	2	R			
Clubs more than two years old																
14374	AGUADILLA Exc Award (06/30/2016)	04/17/1938	Active(2)	8	0	0	0.00%	21		2	N	None		05/2021		
154641	Aguadilla - Universitario Interamerica Recinto de Exc Award (06/30/2024)	06/02/2023	Active	28	0	0	0.00%	29		7	Y		N	06/2025		
127633	Aguadilla Damas Leones Civicas Exc Award (06/30/2017, 06/30/2018, 06/30/2020, 06/30/2021, 06/30/2022)	05/23/2016	Active	21	0	0	0.00%	24		2	N	2	R	05/2025		
77940	AGUADILLA EN RAMEY Exc Award (06/30/2016, 06/30/2017, 06/30/2018, 06/30/2019, 06/30/2021, 06/30/2022, 06/30/2023)	12/11/2003	Active	24	0	1	-4.00%	23	2	1	Y		N	08/2025		
122862	Añasco Diego Salcedo Exc Award (06/30/2016, 06/30/2017, 06/30/2018, 06/30/2019, 06/30/2021, 06/30/2023, 06/30/2024)	08/07/2014	Active	30	0	0	0.00%	29		2	Y		R	05/2025		
109633	AÑASCO LA PAZ Exc Award (06/30/2018, 06/30/2021, 06/30/2022, 06/30/2023)	11/09/2010	Active	19	0	0	0.00%	17		0	Y	3	R	06/2025		
14377	ARECIBO CAPITAN CORREA Exc Award (06/30/2016, 06/30/2017, 06/30/2018, 06/30/2019, 06/30/2021, 06/30/2022)	12/03/1970	Active	30	1	0	3.45%	30		0	Y			08/2025		
14376	Arecibo Carlos B. Esteva Mersch Exc Award (06/30/2019, 06/30/2021, 06/30/2024)	06/14/1938	Active	41	1	0	2.50%	36		1	Y	3		04/2025		\$50.00
33215	ARECIBO SANTANA Exc Award (06/30/2021, 06/30/2023, 06/30/2024)	01/10/1977	Active	19	0	0	0.00%	20		3	Y		N	03/2025		



Club Health Assessment for District 51 O through August 2025

			Status	Membership						Reports				Finance	LCIF	
Club Number	Club Name	Charter Date	Times in Status Quo in Past 2 Years	Current Member Count **	YTD Members Added	YTD Members Dropped	YTD Net Growth% ***	Member Count 1 Year Ago	Dropped Members Avg.Length of Service	Months Since Membership Update	Current Officers Reported ****	Current President Repeated Term	VP Reported *****	Last Date Reported Service (mm/yyyy)	Account Balance	YTD Donations
105012	ARECIBO UNIVERSIDAD DE PUERTO RICO Exc Award (06/30/2016, 06/30/2017, 06/30/2019)	04/02/2009	Active(1)	9	0	0	0.00%	9		2	Y			08/2025		
14381	CABO ROJO LUIS CARLO AYMAT Exc Award (06/30/2020, 06/30/2021, 06/30/2022, 06/30/2023, 06/30/2024)	06/18/1940	Active	72	0	0	0.00%	66		0	Y		R	08/2025		
14395	CAMUY Exc Award (06/30/2018, 06/30/2020, 06/30/2021, 06/30/2022, 06/30/2023)	04/04/1960	Active	35	0	2	-5.41%	33	36	0	Y	2	R	08/2025		
14372	DR ROSENDO E MTNZ DE ADJUNTAS Exc Award (06/30/2024)	04/16/1946	Active	61	0	0	0.00%	59		12	Y		N	05/2025		
14459	Guánica Ensenada "Wilfredo Rodríguez Vázquez" Exc Award (06/30/2017, 06/30/2018, 06/30/2020, 06/30/2021, 06/30/2022, 06/30/2023, 06/30/2024)	05/08/1954	Active	42	0	6	-12.50%	41	4	0	Y		N	08/2025		
14461	GUAYANILLA HERMINIO ARZOLA Exc Award (06/30/2018, 06/30/2019, 06/30/2020, 06/30/2022, 06/30/2023, 06/30/2024)	12/23/1946	Active	94	0	0	0.00%	85		1	Y		N	07/2025		
14396	HORMIGUEROS Exc Award (06/30/2016, 06/30/2017, 06/30/2022, 06/30/2023, 06/30/2024)	01/02/1962	Active	50	2	0	4.17%	46		0	Y		N	08/2025		\$100.00
14398	ISABELA Exc Award (06/30/2017, 06/30/2018, 06/30/2019, 06/30/2023, 06/30/2024)	04/14/1946	Active	76	0	1	-1.30%	78	37	0	Y		N	08/2025		
14402	JAYUYA Exc Award (06/30/2022, 06/30/2023)	11/06/1955	Active	25	0	0	0.00%	27		5	Y	2	R	08/2025		
32216	JOSÉ A TONY MÉNDEZ PONCE PLAYA Exc Award (06/30/2017, 06/30/2018, 06/30/2019, 06/30/2021, 06/30/2022, 06/30/2023, 06/30/2024)	05/13/1976	Active	31	0	4	-11.43%	35	10	1	Y	2	N	04/2025		
146359	Juana Diaz Exc Award (06/30/2022)	06/07/2021	Active(1)	16	1	0	6.67%	14		3	N		N	12/2023		
14404	LAJAS GERON IRIZARRY Exc Award (06/30/2017, 06/30/2018, 06/30/2019, 06/30/2022)	08/01/1953	Active	51	0	1	-1.92%	38	10	1	Y	2	R	06/2025		



Club Health Assessment for District 51 O through August 2025

			Status	Membership					Reports				Finance	LCIF		
Club Number	Club Name	Charter Date	Times in Status Quo in Past 2 Years	Current Member Count **	YTD Members Added	YTD Members Dropped	YTD Net Growth% ***	Member Count 1 Year Ago	Dropped Members Avg.Length of Service	Months Since Membership Update	Current Officers Reported ****	Current President Repeated Term	VP Reported *****	Last Date Reported Service (mm/yyyy)	Account Balance	YTD Donations
150925	Lares	05/31/2022	Active	31	0	0	0.00%	32		3	Y			05/2025		
14407	LAS MARIAS PEDRO AVILA FIGUERO	06/03/1965	Active	42	0	0	0.00%	38		1	Y		N	08/2025		
	Exc Award (06/30/2019, 06/30/2021, 06/30/2023, 06/30/2024)															
14411	MARICAO	05/07/1950	Active	16	0	0	0.00%	16		2	Y	2		06/2025		
	Exc Award (06/30/2017, 06/30/2019, 06/30/2022)															
14412	MAYAGUEZ	03/09/1937	Active	31	0	0	0.00%	28		2	Y		R	06/2025		
	Exc Award (06/30/2017, 06/30/2019, 06/30/2022)															
66458	MAYAGUEZ DAMAS LEONES-HILDA GARCÍA DE	06/28/2002	Active	44	0	0	0.00%	51		0	Y		N	08/2025		
	Exc Award (06/30/2016, 06/30/2017, 06/30/2018, 06/30/2020, 06/30/2021, 06/30/2022, 06/30/2023, 06/30/2024)															
138227	Mayagüez Nuevas Voces	06/20/2019	Active	53	6	7	-1.85%	52	5	0	Y		N	08/2025		
	Exc Award (06/30/2020, 06/30/2022, 06/30/2023, 06/30/2024)															
14414	MAYAGUEZ VISTA VERDE	03/02/1970	Active	47	2	1	2.17%	39	22	0	Y		N	08/2025		
	Exc Award (06/30/2016, 06/30/2017, 06/30/2018, 06/30/2019, 06/30/2021, 06/30/2022)															
14415	MOCA	11/06/1961	Active	40	0	0	0.00%	37		4	Y		N	08/2025		
	Exc Award (06/30/2018, 06/30/2019, 06/30/2021, 06/30/2023)															
14476	PENUELAS	10/18/1964	Active	86	0	0	0.00%	66		0	Y		N	07/2025		
	Exc Award (06/30/2017, 06/30/2019, 06/30/2021, 06/30/2022, 06/30/2023, 06/30/2024)															
105014	PENUELAS FLAMBOYAN	03/23/2009	Active	34	0	0	0.00%	34		2	Y		N	08/2025		
	Exc Award (06/30/2018, 06/30/2019, 06/30/2020, 06/30/2021, 06/30/2022, 06/30/2023)															
14477	PONCE	02/03/1937	Active	76	0	0	0.00%	70		1	Y	2	R	08/2025		\$20.00
	Exc Award (06/30/2018, 06/30/2019, 06/30/2020, 06/30/2021, 06/30/2022, 06/30/2023)															
14478	PONCE BARAMAYA	04/17/1972	Active	41	0	7	-14.58%	49	2	0	Y		N	08/2025		




Club Health Assessment for District 51 O through August 2025

			Status	Membership					Reports				Finance	LCIF		
Club Number	Club Name	Charter Date	Times in Status Quo in Past 2 Years	Current Member Count **	YTD Members Added	YTD Members Dropped	YTD Net Growth% ***	Member Count 1 Year Ago	Dropped Members Avg.Length of Service	Months Since Membership Update	Current Officers Reported ****	Current President Repeated Term	VP Reported *****	Last Date Reported Service (mm/yyyy)	Account Balance	YTD Donations
102361	Exc Award (06/30/2016, 06/30/2017, 06/30/2020, 06/30/2021, 06/30/2022, 06/30/2023, 06/30/2024) PONCE MANOS QUE TRABAJAN	06/11/2008	Active	25	0	0	0.00%	28		3	Y	3	R	06/2025		
14480	Exc Award (06/30/2020, 06/30/2021, 06/30/2022, 06/30/2024) PONCE MIGUEL POU	10/30/1969	Active	9	0	0	0.00%	13		4	Y	4	R	08/2024		
131139	Exc Award (06/30/2017, 06/30/2020) Ponce Señorial	06/08/2017	Active	17	0	0	0.00%	17		3	Y	6	N	10/2024		
78500	Exc Award (06/30/2018, 06/30/2021) RINCON	03/03/2004	Active	14	0	0	0.00%	15		0	N	None		07/2025		
14425	Exc Award (06/30/2017, 06/30/2020, 06/30/2021, 06/30/2022) SABANA GRANDE	04/02/1954	Active	73	0	0	0.00%	79		0	Y		N	07/2025		\$80.00
32613	Exc Award (06/30/2017, 06/30/2018, 06/30/2019, 06/30/2021, 06/30/2022, 06/30/2023) SAN ANTONIO MIGUEL A. "MICKEY" RIVERA	07/14/1976	Active	22	0	0	0.00%	22		13	Y	2	R	08/2025		
14426	Exc Award (06/30/2019, 06/30/2020, 06/30/2022, 06/30/2023, 06/30/2024) SAN GERMÁN ALFREDO VIVONI ACOSTA	02/03/1938	Active	87	1	0	1.16%	84		1	Y	2	N	08/2025		\$260.00
52919	Exc Award (06/30/2017, 06/30/2019, 06/30/2020, 06/30/2021, 06/30/2022, 06/30/2023, 06/30/2024) SAN GERMAN PORTA COELI	04/09/1992	Active	43	0	0	0.00%	38		0	Y		N	11/2024	90+ Days	
14430	Exc Award (06/30/2017, 06/30/2018, 06/30/2021, 06/30/2022, 06/30/2024) SAN SEBASTIAN	10/09/1943	Active	77	0	0	0.00%	87		0	Y		N	08/2025		
154965	Exc Award (06/30/2016, 06/30/2017, 06/30/2019, 06/30/2020, 06/30/2021, 06/30/2022, 06/30/2023, 06/30/2024) Universidad Interamericana San German	06/30/2023	Active	40	0	0	0.00%	42		8	Y	2				
153871	Universitario Interamericana Recinto de Ponce Leones	03/31/2023	Active	33	0	0	0.00%	33		3	Y	2	R	09/2023		
110975	UNIVERSITARIO PONCE PUCPR	04/29/2011	Active(1)	7	0	0	0.00%	4		2	Y		N	12/2023		
	Exc Award (06/30/2017, 06/30/2021)															



Club Health Assessment for District 51 O through August 2025



Club Number	Club Name	Charter Date	Status	Membership					Reports				Finance	LCIF	
			Times in Status Quo in Past 2 Years	Current Member Count **	YTD Members Added	YTD Members Dropped	YTD Net Growth% ***	Member Count 1 Year Ago	Dropped Members Avg.Length of Service	Months Since Membership Update	Current Officers Reported ****	Current President Repeated Term	VP Reported *****	Last Date Reported Service (mm/yyyy)	Account Balance
14435	Utuaó Ramón Aníbal Pérez Ramírez Exc Award (06/30/2017, 06/30/2018, 06/30/2019, 06/30/2021, 06/30/2022, 06/30/2024)	07/23/1938	Active	44	1	0	2.33%	51	1	Y		N	07/2025		\$180.00
14501	VILLALBA Exc Award (06/30/2019, 06/30/2021, 06/30/2023, 06/30/2024)	11/09/1955	Active	49	1	0	2.08%	43	0	Y		N	06/2025		
14503	YAUCO RUBÉN ROURA TORRES Exc Award (06/30/2020, 06/30/2022)	12/02/1937	Active	60	0	0	0.00%	56	2	Y		N	09/2024		

Clubs Cancelled Previous Fiscal Year – Clubs Cancelled within last 12 months may be reinstated

Club Number	Club Name	Charter Date	Current Status*	Cancellation Date
14397	HORMIGUEROS VALLE HERMOSO	02/15/1970	Cancelled(8*)	07/29/2024

Current Total Clubs Count	YTD New Clubs Count	YTD Cancelled Clubs Count	YTD Net Club Gain	Current Total Members Count	YTD Add	YTD Drop	YTD Net Growth	YTD Net Growth %	Member Count 12 Months Ago	Average Member Count Per Club	% of Clubs with less than 20 members	% No Officer Report in 12 Months	% of Clubs with balance 90+ days	Number of Clubs in Status Quo	% Status Quo Clubs in Financial Suspension	Number of Cancelled Clubs	Average Cancelled Club Age	Members Lost Due to Cancellation	% of Clubs Cancelled for Non-Financial Reasons
51	0	0	0	2,009	19	30	-11	-0.54%	1,884	39	20%	0%	2%	0	0%	0	0	0	0%

* - P - Priority Club. Cancellation Reasons: 1-Objectives/conduct, 2-Non-active club, 5-Non-existing club, 6-Disbanding, 7-Merger, 8-Financial Suspension, 9-District/Multiple District Dues.

** Red denotes below 15 active members.

*** Red denotes 20% + loss.

**** Y - all 3 (President, Secretary, Treasurer) club officers reported, N - not all 3 reported.

***** Abbreviation: N-New, IP-Immediate Past, R-Repeat.



Club Health Assessment for District 51 E through August 2025

			Status		Membership					Reports				Finance		LCIF
Club Number	Club Name	Charter Date	Times in Status Quo in Past 2 Years	Current Member Count **	YTD Members Added	YTD Members Dropped	YTD Net Growth% ***	Member Count 1 Year Ago	Dropped Members Avg.Length of Service	Months Since Membership Update	Current Officers Reported ****	Current President Repeated Term	VP Reported *****	Last Date Reported Service (mm/yyyy)	Account Balance	YTD Donations
Clubs less than two years old																
182972	Las Piedras	06/27/2025	Newly Chartered	20	0	0	0.00%	0		2	N	None				
188248	Valenciano Virtual - Salud y Belleza con Proposito	07/30/2025	Newly Chartered	21	21	0	100.00%	0		0	Y			08/2025		
Clubs more than two years old																
35362	BAIROA PARK L C Exc Award (06/30/2016)	04/14/1978	Active(1)	14	0	0	0.00%	14		22	N	None		01/2020		
14443	CAGUAS Exc Award (06/30/2016, 06/30/2018, 06/30/2020, 06/30/2022, 06/30/2024)	02/26/1945	Active	67	4	3	1.52%	65	13	0	Y		N	08/2025		
30159	CAGUAS/VILLA BLANCA Exc Award (06/30/2019)	01/31/1975	Active	12	0	0	0.00%	13		6	Y	10	N	02/2024		
14446	CAROLINA COUNTRY CLUB Exc Award (06/30/2016, 06/30/2019)	11/11/1969	Active	16	0	2	-11.11%	18	8	1	Y	2	R	08/2025		
58111	CAROLINA JULIA DE BURGOS Exc Award (06/30/2017, 06/30/2024)	04/01/1996	Active(1)	7	0	0	0.00%	7		2	Y	9		12/2023		
14458	FAJARDO Exc Award (06/30/2018, 06/30/2019, 06/30/2020, 06/30/2021, 06/30/2024)	12/20/1960	Active	40	0	0	0.00%	37		1	Y		N	03/2025		\$1,000.00
44023	FREDERIKSTED U S V I	06/22/1984	Active	16	0	0	0.00%	16		15	Y	2	R	06/2025		\$50.00
14462	GURABO Exc Award (06/30/2016)	09/30/1964	Active	24	2	0	9.09%	21		0	Y	2	N	08/2025		
14463	HATO REY Exc Award (06/30/2016, 06/30/2018, 06/30/2019, 06/30/2021, 06/30/2022, 06/30/2023, 06/30/2024)	05/24/1955	Active	36	3	0	9.09%	54		1	Y		N	08/2025		
14467	JUNCOS Exc Award (06/30/2017, 06/30/2019, 06/30/2021, 06/30/2022, 06/30/2024)	11/20/1946	Active	42	1	21	-32.26%	61	1	1	Y		N	08/2025		
14469	LOIZA Exc Award (06/30/2017, 06/30/2020, 06/30/2022, 06/30/2024)	10/15/1969	Active	21	5	0	31.25%	19		0	Y		R	08/2025		
14470	LUQUILLO	05/19/1969	Active(1)	9	0	0	0.00%	9		2	N	6		04/2021		



Club Health Assessment for District 51 E through August 2025

			Status	Membership					Reports				Finance	LCIF		
Club Number	Club Name	Charter Date	Times in Status Quo in Past 2 Years	Current Member Count **	YTD Members Added	YTD Members Dropped	YTD Net Growth% ***	Member Count 1 Year Ago	Dropped Members Avg.Length of Service	Months Since Membership Update	Current Officers Reported ****	Current President Repeated Term	VP Reported *****	Last Date Reported Service (mm/yyyy)	Account Balance	YTD Donations
Exc Award (06/30/2016, 06/30/2017, 06/30/2019, 06/30/2024)																
14471	MAUNABO	04/17/1972	Active	17	0	0	0.00%	17		1	N	6	N	11/2023		
14465	RAFAEL M. CARRILLO L C	11/21/1947	Active	10	0	0	0.00%	10		8	Y	10	R	02/2019		
14482	RIO PIEDRAS	08/09/1938	Active	22	0	0	0.00%	22		1	Y		IP	03/2025		\$1,000.00
Exc Award (06/30/2016, 06/30/2017, 06/30/2018, 06/30/2024)																
14490	ROUND HILL L C	01/31/1973	Active	21	0	0	0.00%	19		1	Y	2	N	07/2025		
Exc Award (06/30/2017, 06/30/2018, 06/30/2019, 06/30/2023, 06/30/2024)																
14488	SABANA LLANA	03/20/1960	Active	10	0	0	0.00%	10		5	Y	9		01/2024		
Exc Award (06/30/2016, 06/30/2017, 06/30/2024)																
14427	SAN JUAN	12/22/1936	Active	47	2	0	4.44%	43		0	Y		N	07/2025		
Exc Award (06/30/2016, 06/30/2021, 06/30/2024)																
33328	SAN JUAN GARDENS JOSE A. CRESPO	02/15/1977	Active	14	0	0	0.00%	14		19	N	None		07/2025		
Exc Award (06/30/2017, 06/30/2018)																
14493	SAN LORENZO	10/17/1943	Active	41	0	1	-2.38%	39	13	1	Y	2	N	08/2025		
Exc Award (06/30/2016, 06/30/2018, 06/30/2022)																
14431	SANTURCE	02/26/1969	Active(1)	5	0	0	0.00%	6		4	N	None		12/2023		
Exc Award (06/30/2019, 06/30/2024)																
14432	SANTURCE LAS PALMAS	03/18/1970	Active	39	0	1	-2.50%	34	0	1	Y		N	10/2024		
Exc Award (06/30/2016, 06/30/2018, 06/30/2019, 06/30/2021)																
14496	TRUJILLO ALTO DR LUIS F SANCHE	02/27/1962	Active	29	0	0	0.00%	24		1	Y		N	08/2025		\$40.00
Exc Award (06/30/2022, 06/30/2023, 06/30/2024)																
110794	UNIVERSITARIO INTERAMERICANA	04/15/2011	Active	81	0	0	0.00%	56		2	N	None		09/2021		
Exc Award (06/30/2020)																

Clubs Cancelled Previous Fiscal Year – Clubs Cancelled within last 12 months may be reinstated

Club Number	Club Name	Charter Date	Current Status*	Cancellation Date
-------------	-----------	--------------	-----------------	-------------------



Club Health Assessment for District 51 E through August 2025

INTERNATIONAL

Club Number	Club Name	Charter Date	Status	Membership							Reports				Finance	LCIF			
			Times in Status Quo in Past 2 Years	Current Member Count **	YTD Members Added	YTD Members Dropped	YTD Net Growth***	Member Count 1 Year Ago	Dropped Members Avg.Length of Service	Months Since Membership Update	Current Officers Reported ****	Current President Repeated Term	VP Reported *****	Last Date Reported Service (mm/yyyy)	Account Balance	YTD Donations			
141947	Puerto Rico Mujeres Líderes Cibernética	06/30/2020	Cancelled(8*)	12/30/2024															
76101	RIO PIEDRAS LIONESS	06/13/2003	Cancelled(6*)	03/29/2025															
Current Total Clubs Count	YTD New Clubs Count	YTD Cancelled Clubs Count	YTD Net Club Gain	Current Total Members Count	YTD Add	YTD Drop	YTD Net Growth	YTD Net Growth %	Member Count 12 Months Ago	Average Member Count Per Club	% of Clubs with less than 20 members	% No Officer Report in 12 Months	% of Clubs with balance 90+ days	Number of Clubs in Status Quo	% Status Quo Clubs in Financial Suspension	Number of Cancelled Clubs	Average Cancelled Club Age	Members Lost Due to Cancellation	% of Clubs Cancelled for Non-Financial Reasons
26	1	0	1	681	38	28	10	1.49%	628	26	42%	15%	0%	0	0%	0	0	0	0%

* - P - Priority Club. Cancellation Reasons: 1-Objectives/conduct, 2-Non-active club, 5-Non-existing club, 6-Disbanding, 7-Merger, 8-Financial Suspension, 9-District/Multiple District Dues.

** Red denotes below 15 active members.

*** Red denotes 20% + loss.

**** Y - all 3 (President, Secretary, Treasurer) club officers reported, N - not all 3 reported.

***** Abbreviation: N-New, IP-Immediate Past, R-Repeat.



Club Health Assessment for District 51 C through August 2025

			Status	Membership					Reports					Finance		LCIF
Club Number	Club Name	Charter Date	Times in Status Quo in Past 2 Years	Current Member Count **	YTD Members Added	YTD Members Dropped	YTD Net Growth% ***	Member Count 1 Year Ago	Dropped Members Avg.Length of Service	Months Since Membership Update	Current Officers Reported ****	Current President Repeated Term	VP Reported *****	Last Date Reported Service (mm/yyyy)	Account Balance	YTD Donations
Clubs less than two years old																
179219	Palo Seco "Aguilas Doradas"	12/29/2024	Active	44	10	0	29.41%	0		0	Y		N	08/2025		\$100.00
Clubs more than two years old																
55968	AIBONITO DEL ASOMANTE	07/01/1994	Active	23	0	0	0.00%	19		1	Y		N	08/2025		\$220.00
Exc Award (06/30/2018, 06/30/2023)																
14439	AIBONITO JOSÉ A. CANINO	11/28/1952	Active	60	9	1	15.38%	51	1	0	Y		N	08/2025		\$370.00
Exc Award (06/30/2019, 06/30/2020, 06/30/2021, 06/30/2023, 06/30/2024)																
134634	Bahia Catano	04/30/2018	Active	31	0	0	0.00%	24		3	Y	2	N	08/2025		\$30.00
Exc Award (06/30/2023)																
151092	Barceloneta	06/06/2022	Active(1)	21	0	4	-16.00%	24	3	0	Y		N	08/2025		
14379	BAYAMON	02/21/1939	Active	94	0	14	-12.96%	110	2	0	Y		N	08/2025		\$1,000.00
Exc Award (06/30/2019, 06/30/2022, 06/30/2024)																
14442	BORIQUEN BALDRICH L C	04/17/1973	Active(2)	10	0	0	0.00%	10		13	N	None		05/2018		
Exc Award (06/30/2016, 06/30/2018)																
14382	CAPARRA	12/27/1954	Active	24	0	0	0.00%	27		4	N	2		01/2025		
Exc Award (06/30/2016, 06/30/2018, 06/30/2022)																
14383	CATAÑO GUSTAVO ADOLFO GRANA LC	02/02/1956	Active	40	0	0	0.00%	47		1	Y	2	N	06/2025		
Exc Award (06/30/2016, 06/30/2018, 06/30/2021, 06/30/2022, 06/30/2023, 06/30/2024)																
14448	CAYEY	03/06/1948	Active	26	0	0	0.00%	29		2	Y		IP	08/2025		\$85.00
Exc Award (06/30/2018, 06/30/2021, 06/30/2023)																
152688	Cidra	10/04/2022	Active	33	1	0	3.13%	31		0	Y	2	N	08/2025		\$200.00
Exc Award (06/30/2024)																
14451	COAMO	07/14/1938	Active	36	2	0	5.88%	31		1	Y	4	R	01/2025		
Exc Award (06/30/2017, 06/30/2018, 06/30/2019)																
14452	COMERIO	05/04/1956	Active	21	0	0	0.00%	14		5	Y	2	N	06/2025	90+ Days	
14386	COROZAL	12/22/1949	Active(1)	35	0	0	0.00%	27		0	Y	4	R	08/2025		
Exc Award (06/30/2023, 06/30/2024)																



Club Health Assessment for District 51 C through August 2025

			Status	Membership					Reports				Finance	LCIF		
Club Number	Club Name	Charter Date	Times in Status Quo in Past 2 Years	Current Member Count **	YTD Members Added	YTD Members Dropped	YTD Net Growth% ***	Member Count 1 Year Ago	Dropped Members Avg.Length of Service	Months Since Membership Update	Current Officers Reported ****	Current President Repeated Term	VP Reported *****	Last Date Reported Service (mm/yyyy)	Account Balance	YTD Donations
14460	GUAYAMA	01/09/1949	Active	45	0	0	0.00%	51		1	Y	5	R	08/2025	90+ Days	
	Exc Award (06/30/2016, 06/30/2018, 06/30/2022, 06/30/2024)															
14406	LAS AMERICAS	03/08/1962	Active	31	0	0	0.00%	29		2	Y	3	N	08/2025		
	Exc Award (06/30/2022)															
14408	LEVITTOWN	05/20/1968	Active	41	0	0	0.00%	38		1	Y	3	N	08/2025		\$101.47
	Exc Award (06/30/2016, 06/30/2017, 06/30/2021, 06/30/2022, 06/30/2024)															
35179	LEVITTOWN ROBERTO CLEMENTE	03/20/1978	Active	20	0	2	-9.09%	21	7	0	Y			08/2025		\$100.00
	Exc Award (06/30/2018, 06/30/2022)															
14409	MANATI	02/22/1940	Active(2)	14	0	0	0.00%	14		25	N	None				
14410	MANATI IL DR ALEJANDRO O LOPEZ	01/27/1972	Active(2)	21	2	1	5.00%	18	1	0	Y		N	04/2025		\$100.00
	Exc Award (06/30/2016, 06/30/2017, 06/30/2018, 06/30/2024)															
14416	MOROVIS	03/11/1960	Active	33	1	1	0.00%	29	1	0	Y		N	06/2025		\$465.00
	Exc Award (06/30/2016, 06/30/2017, 06/30/2018, 06/30/2021, 06/30/2022, 06/30/2023)															
137425	Salinas Casa del Abeyno	02/19/2019	Active	69	0	0	0.00%	86		1	Y		N	08/2025		
	Exc Award (06/30/2019, 06/30/2020, 06/30/2021, 06/30/2022, 06/30/2023, 06/30/2024)															
139355	Santa Isabel Centenario	08/21/2019	Active	29	0	0	0.00%	29		2	Y	3	N	03/2025		
	Exc Award (06/30/2022, 06/30/2024)															
14494	SANTA ISABEL JUAN HURTADO	01/18/1963	Active	10	0	0	0.00%	9		10	N	None		12/2019		
	Exc Award (06/30/2016, 06/30/2017, 06/30/2018)															
35559	SANTA JUANITA-LUCAS FUENTES	05/17/1978	Active	30	5	0	20.00%	22		0	Y		N	08/2025		\$200.00
	Exc Award (06/30/2016, 06/30/2017, 06/30/2021, 06/30/2024)															
14380	SIERRA BAYAMON JUAN SOTO SOTO	04/24/1972	Active	15	0	0	0.00%	15		14	Y	9	N	07/2025		\$20.00
	Exc Award (06/30/2018, 06/30/2024)															
14436	VEGA ALTA	11/05/1963	Active(2)	4	0	0	0.00%	4		26	N	None				
14437	VEGA BAJA	12/23/1938	Active	17	0	0	0.00%	16		4	Y	2	N	02/2025		
	Exc Award (06/30/2016, 06/30/2017)															



Club Health Assessment for District 51 C through August 2025

						Status		Membership					Reports				Finance		LCIF	
						Times in Status Quo in Past 2 Years		Current Member Count **	YTD Members Added	YTD Members Dropped	YTD Net Growth***	Member Count 1 Year Ago	Dropped Members Avg.Length of Service	Months Since Membership Update	Current Officers Reported ****	Current President Repeated Term	VP Reported *****	Last Date Reported Service (mm/yyyy)	Account Balance	YTD Donations
Club Number	Club Name		Charter Date																	
14500	Villa Nevárez Esteban López Fernández Exc Award (06/30/2022, 06/30/2024)		02/25/1964			Active		8	0	1	-11.11%	13	13	1	N		R	06/2025		
Current Total Clubs Count	YTD New Clubs Count	YTD Cancelled Clubs Count	YTD Net Club Gain	Current Total Members Count	YTD Add	YTD Drop	YTD Net Growth	YTD Net Growth %	Member Count 12 Months Ago	Average Member Count Per Club	% of Clubs with less than 20 members	% No Officer Report in 12 Months	% of Clubs with balance 90+ days	Number of Clubs in Status Quo	% Status Quo Clubs in Financial Suspension	Number of Cancelled Clubs	Average Cancelled Club Age	Members Lost Due to Cancellation	% of Clubs Cancelled for Non-Financial Reasons	
29	0	0	0	885	30	24	6	0.68%	838	31	24%	14%	7%	0	0%	0	0	0	0%	

* - P - Priority Club. Cancellation Reasons: 1-Objectives/conduct, 2-Non-active club, 5-Non-existing club, 6-Disbanding, 7-Merger, 8-Financial Suspension, 9-District/Multiple District Dues.
** Red denotes below 15 active members.
*** Red denotes 20% + loss.
**** Y - all 3 (President, Secretary, Treasurer) club officers reported, N - not all 3 reported.
***** Abbreviation: N-New, IP-Immediate Past, R-Repeat.




Club Health Assessment for District 60 A through August 2025

			Status	Membership					Reports					Finance	LCIF	
Club Number	Club Name	Charter Date	Times in Status Quo in Past 2 Years	Current Member Count **	YTD Members Added	YTD Members Dropped	YTD Net Growth% ***	Member Count 1 Year Ago	Dropped Members Avg.Length of Service	Months Since Membership Update	Current Officers Reported ****	Current President Repeated Term	VP Reported *****	Last Date Reported Service (mm/yyyy)	Account Balance	YTD Donations
Clubs more than two years old																
18060	ARIMA	05/24/1967	Active	24	0	0	0.00%	26		2	Y		N	01/2025		\$395.00
	Exc Award (06/30/2017, 06/30/2021, 06/30/2022, 06/30/2024)															
53562	ARIMA SANTA ROSA	08/06/1992	Active	33	0	0	0.00%	35		2	Y		N	08/2025		\$50.00
	Exc Award (06/30/2017, 06/30/2021, 06/30/2024)															
59652	BARTICA	06/16/1997	Active	36	0	0	0.00%	36		1	Y		R	08/2025		
18037	BEL AIR	01/21/1974	Active	52	0	0	0.00%	65		2	Y		N	06/2025		\$120.00
	Exc Award (06/30/2021, 06/30/2022, 06/30/2023)															
18040	CENTRAL DEMERARA L C	02/05/1968	Active	34	0	0	0.00%	32		4	Y		N	06/2025		\$200.00
	Exc Award (06/30/2021, 06/30/2024)															
49643	CHAGUANAS	06/20/1989	Active	15	0	0	0.00%	15		3	Y		R	08/2025		
	Exc Award (06/30/2023)															
33345	COMMEWYNE	02/18/1977	Active	33	0	0	0.00%	30		0	Y		N	08/2025		\$1,150.00
	Exc Award (06/30/2020, 06/30/2024)															
50707	COUVA	06/15/1990	Active	26	0	0	0.00%	27		2	Y		N	08/2025		\$150.00
	Exc Award (06/30/2021, 06/30/2022)															
131515	D'Abadie	06/27/2017	Active	17	0	0	0.00%	16		2	Y		N	08/2025		\$100.00
	Exc Award (06/30/2021, 06/30/2024)															
82702	DEMERARA LIONESS	06/24/2004	Active	50	0	0	0.00%	51		3	Y		N	06/2025		
	Exc Award (06/30/2020, 06/30/2023)															
110324	DIAMOND GROVE	02/07/2011	Active	32	0	0	0.00%	26		2	Y	2	N	06/2025		
	Exc Award (06/30/2020, 06/30/2024)															
18055	DIEGO MARTIN WEST	06/08/1973	Active	35	0	0	0.00%	36		2	Y		N	08/2025		\$200.00
	Exc Award (06/30/2017, 06/30/2020, 06/30/2023, 06/30/2024)															
35767	EAST CANJE	06/22/1978	Active(1)	14	0	0	0.00%	10		2	Y			07/2025		
18042	EAST DEMERARA L C	01/13/1971	Active	28	0	0	0.00%	24		1	Y		N	08/2025		\$150.00
	Exc Award (06/30/2023)															
121791	El Dorado East	05/27/2014	Active	25	0	0	0.00%	16		3	Y	2	R	08/2025		\$100.00
	Exc Award (06/30/2025)															



Club Health Assessment for District 60 A through August 2025

			Status	Membership					Reports				Finance	LCIF		
Club Number	Club Name	Charter Date	Times in Status Quo in Past 2 Years	Current Member Count **	YTD Members Added	YTD Members Dropped	YTD Net Growth% ***	Member Count 1 Year Ago	Dropped Members Avg.Length of Service	Months Since Membership Update	Current Officers Reported ****	Current President Repeated Term	VP Reported *****	Last Date Reported Service (mm/yyyy)	Account Balance	YTD Donations
52095	ESSEQUIBO COAST ESSEQUIBO RIVE Exc Award (06/30/2024, 06/30/2025)	10/23/1991	Active	23	0	0	0.00%	19		3	Y		N	05/2025		
18044	GEORGETOWN Exc Award (06/30/2020, 06/30/2021, 06/30/2023, 06/30/2024)	08/23/1960	Active	47	0	0	0.00%	43		0	Y		N	08/2025		\$300.00
55119	GEORGETOWN D'URBAN PARK Exc Award (06/30/2017, 06/30/2020, 06/30/2021, 06/30/2022, 06/30/2023)	12/14/1993	Active	99	0	0	0.00%	100		0	Y		N	08/2025		\$2,525.00
66720	GEORGETOWN STABROEK Exc Award (06/30/2021, 06/30/2024)	10/24/2002	Active	31	0	0	0.00%	31		1	Y		N	07/2025		
60088	KWAKWANI UPPER RIO BERBICE	11/12/1997	Active(2)	21	0	0	0.00%	16		4	N	None		10/2024		
52422	KWATTA Exc Award (06/30/2016, 06/30/2020, 06/30/2024)	01/22/1992	Active	28	0	2	-6.67%	30	8	1	Y		N	05/2025		\$40.00
37589	MAYARO Exc Award (06/30/2020, 06/30/2022, 06/30/2024)	10/15/1979	Active	25	0	2	-7.41%	26	12	1	Y	2	R	08/2025		
18038	NEW AMSTERDAM Exc Award (06/30/2021, 06/30/2024)	10/23/1961	Active	24	0	0	0.00%	25		2	Y		N	06/2025		\$745.00
18050	NIEUW NICKERIE	09/04/1960	Active(1)	19	0	0	0.00%	21		2	Y		N	01/2025		
18054	PARA Exc Award (06/30/2023)	08/15/1960	Active	34	0	0	0.00%	31		2	Y		N	08/2025		
18051	PARAMARIBO CENTRAL Exc Award (06/30/2021, 06/30/2024)	05/08/1957	Active	29	0	0	0.00%	28		3	Y	2	N	07/2025		
130705	Paramaribo East Exc Award (06/30/2020, 06/30/2022, 06/30/2023, 06/30/2024)	04/20/2017	Active	30	0	1	-3.23%	34	1	0	Y		N	06/2025		
53717	PARAMARIBO FELICE Exc Award (06/30/2021)	09/30/1992	Active	24	0	0	0.00%	25		1	Y		N	07/2025		\$50.00
135990	Paramaribo Focus	07/23/2018	Active	19	0	0	0.00%	20		1	Y		N	06/2025		
18052	PARAMARIBO NORTH Exc Award (06/30/2019, 06/30/2020, 06/30/2021, 06/30/2024)	08/31/1960	Active	31	0	0	0.00%	28		4	Y		N	04/2025		\$150.00
18053	PARAMARIBO SOUTH	03/25/1970	Active	29	0	1	-3.33%	29	16	0	Y		R	08/2025		



Club Health Assessment for District 60 A through August 2025

			Status	Membership						Reports				Finance	LCIF	
Club Number	Club Name	Charter Date	Times in Status Quo in Past 2 Years	Current Member Count **	YTD Members Added	YTD Members Dropped	YTD Net Growth% ***	Member Count 1 Year Ago	Dropped Members Avg.Length of Service	Months Since Membership Update	Current Officers Reported ****	Current President Repeated Term	VP Reported *****	Last Date Reported Service (mm/yyyy)	Account Balance	YTD Donations
30601	PARAMARIBO WEST	04/10/1975	Active(1)	29	0	1	-3.33%	26	34	1	Y		N	08/2025		\$300.00
	Exc Award (06/30/2021)															
53619	PARAMARIBOREADY	08/15/1992	Active	28	0	0	0.00%	29		2	Y		N	06/2025		
	Exc Award (06/30/2017, 06/30/2021)															
45900	PARAMARIBO-WANICA PARWANI	03/17/1986	Active	52	0	0	0.00%	54		1	Y		N	08/2025		\$20.00
	Exc Award (06/30/2018, 06/30/2020, 06/30/2023)															
18061	PORT OF SPAIN CENTRAL	05/22/1962	Active	31	1	4	-8.82%	32	8	0	N		N	07/2025		\$20.00
	Exc Award (06/30/2017, 06/30/2020)															
33859	PORT OF SPAIN EAST	05/23/1977	Active	27	0	0	0.00%	28		0	Y		N	08/2025		
	Exc Award (06/30/2020, 06/30/2021)															
32370	PORT OF SPAIN NORTH	06/08/1976	Active	42	0	0	0.00%	47		1	Y	2	N	07/2025		\$300.00
	Exc Award (06/30/2020, 06/30/2021, 06/30/2024)															
53475	PORT OF SPAIN SUCCESS LAVENTIL	07/01/1992	Active	37	0	0	0.00%	35		0	Y		N	06/2025	90+ Days	\$875.00
	Exc Award (06/30/2021, 06/30/2022, 06/30/2023)															
133977	Princes Town Central	03/13/2018	Active	28	1	0	3.70%	28		0	Y		R	07/2025		\$20.00
	Exc Award (06/30/2021)															
18046	RUIMVELDT L C	12/12/1973	Active	32	0	1	-3.03%	38	37	1	Y	2	N	08/2025		\$1,143.85
	Exc Award (06/30/2020, 06/30/2023)															
18062	SAN FERNANDO	06/28/1964	Active	32	0	1	-3.03%	34	2	0	Y	2	R	07/2025		
	Exc Award (06/30/2020, 06/30/2021)															
53620	SAN FERNANDO LES EFFORTS	08/04/1992	Active	27	0	0	0.00%	25		2	Y	2	R	05/2025		
	Exc Award (06/30/2016, 06/30/2017, 06/30/2020)															
40245	SAN JUAN BARATARIA	07/10/1981	Active	29	10	1	45.00%	22	6	1	Y		N	08/2025		
	Exc Award (06/30/2020, 06/30/2022)															
42554	SANGRE GRANDE	04/27/1983	Active	18	0	0	0.00%	18		3	Y		N	12/2024		
	Exc Award (06/30/2024)															
46544	SANTA CRUZ	09/24/1986	Active	19	0	0	0.00%	15		1	Y		N	03/2025		\$320.00
56328	SCARBOROUGH UPPER	12/14/1994	Active	31	0	0	0.00%	29		2	Y	2	R	05/2025		\$159.90
	Exc Award (06/30/2025)															
39360	SEAFRONT L C	01/30/1981	Active	31	0	0	0.00%	32		1	Y		N	08/2025	90+ Days	



Club Health Assessment for District 60 A through August 2025

			Status	Membership						Reports				Finance	LCIF	
Club Number	Club Name	Charter Date	Times in Status Quo in Past 2 Years	Current Member Count **	YTD Members Added	YTD Members Dropped	YTD Net Growth***	Member Count 1 Year Ago	Dropped Members Avg.Length of Service	Months Since Membership Update	Current Officers Reported ****	Current President Repeated Term	VP Reported *****	Last Date Reported Service (mm/yyyy)	Account Balance	YTD Donations
Exc Award (06/30/2021, 06/30/2022, 06/30/2023)																
33344	SOUTH GEORGETOWN L C	02/25/1977	Active(1)	26	0	0	0.00%	26		4	Y		N	11/2024		
Exc Award (06/30/2023)																
18057	ST PATRICK EAST	07/20/1968	Active(1)	28	5	0	21.74%	25		1	Y		R	08/2025		
Exc Award (06/30/2023)																
51067	TRINCITY	11/14/1990	Active	29	0	0	0.00%	35		1	Y		N	05/2025		
Exc Award (06/30/2021)																
18059	TRINIDAD CENTRAL L C	03/04/1966	Active	20	0	0	0.00%	18		2	Y		N	08/2025		
Exc Award (06/30/2023)																
53048	TUNAPUNA	05/01/1992	Active	24	0	0	0.00%	24		4	Y		N	04/2025		
Exc Award (06/30/2017, 06/30/2021, 06/30/2022)																
134578	Wanica	04/30/2018	Active	24	3	0	14.29%	22		1	Y		N	08/2025		
Exc Award (06/30/2023, 06/30/2024)																
18048	WEST DEMERARA L C	06/15/1970	Active(1)	22	0	0	0.00%	20		5	N	None		11/2024		

Clubs Cancelled Previous Fiscal Year – Clubs Cancelled within last 12 months may be reinstated

Club Number				Club Name				Charter Date		Current Status*		Cancellation Date							
18041				CORRIVERTON				04/05/1963		Cancelled(8*)		06/29/2025							
Current Total Clubs Count	YTD New Clubs Count	YTD Cancelled Clubs Count	YTD Net Club Gain	Current Total Members Count	YTD Add	YTD Drop	YTD Net Growth	YTD Net Growth %	Member Count 12 Months Ago	Average Member Count Per Club	% of Clubs with less than 20 members	% No Officer Report in 12 Months	% of Clubs with balance 90+ days	Number of Clubs in Status Quo	% Status Quo Clubs in Financial Suspension	Number of Cancelled Clubs	Average Cancelled Club Age	Members Lost Due to Cancellation	% of Clubs Cancelled for Non-Financial Reasons
54	0	0	0	1,633	20	14	6	0.37%	1,613	30	13%	4%	4%	0	0%	0	0	0	0%

* - P - Priority Club. Cancellation Reasons: 1-Objectives/conduct, 2-Non-active club, 5-Non-existing club, 6-Disbanding, 7-Merger, 8-Financial Suspension, 9-District/Multiple District Dues.

** Red denotes below 15 active members.

*** Red denotes 20% + loss.

**** Y - all 3 (President, Secretary, Treasurer) club officers reported, N - not all 3 reported.

***** Abbreviation: N-New, IP-Immediate Past, R-Repeat.



Club Health Assessment for District 60 B through August 2025

			Status	Membership					Reports				Finance	LCIF		
Club Number	Club Name	Charter Date	Times in Status Quo in Past 2 Years	Current Member Count **	YTD Members Added	YTD Members Dropped	YTD Net Growth% ***	Member Count 1 Year Ago	Dropped Members Avg.Length of Service	Months Since Membership Update	Current Officers Reported ****	Current President Repeated Term	VP Reported *****	Last Date Reported Service (mm/yyyy)	Account Balance	YTD Donations
Clubs less than two years old																
181802	Queen City Nevis	04/17/2025	Active	27	0	0	0.00%	0		1	Y	2	N	12/2024	90+ Days	
Clubs more than two years old																
40639	ANGUILLA	12/01/1981	Active	21	0	0	0.00%	19		3	Y	2	R	08/2025		
18070	ANTIGUA L C	10/14/1968	Active	72	0	0	0.00%	76		0	Y		N	08/2025		
Exc Award (06/30/2017, 06/30/2018)																
37064	BARBADOS CENTRAL L C	05/15/1979	Active	41	0	0	0.00%	40		1	Y		N	08/2025		\$1,000.00
Exc Award (06/30/2018, 06/30/2022)																
48106	BARBADOS EAST	02/04/1988	Active	33	0	0	0.00%	31		1	Y		N	07/2025		\$50.00
Exc Award (06/30/2024)																
28109	BARBADOS NORTH	03/11/1974	Active	34	0	0	0.00%	35		2	Y		N	07/2025		
150357	Barbados Roaring Virtual	04/07/2022	Active	48	0	0	0.00%	35		4	Y		N	07/2025		
31353	BARBADOS SOUTH	11/05/1975	Active	31	0	0	0.00%	32		11	Y		N	07/2025		
18063	BRIDGETOWN	09/28/1961	Active	46	0	0	0.00%	53		2	Y		N	08/2025		
Exc Award (06/30/2017, 06/30/2022)																
18069	CASTRIES L C	06/24/1967	Active	26	1	5	-13.33%	30	4	0	Y	2	N	08/2025		
Exc Award (06/30/2021)																
45373	CAYMAN BRAC	09/10/1985	Active	36	0	0	0.00%	36		14	Y		R	07/2025		
Exc Award (06/30/2022, 06/30/2023, 06/30/2024)																
14371	CHARLOTTE AMALIE ST THOMAS L C	02/23/1967	Active	42	0	0	0.00%	40		1	Y		R	06/2025		
53845	CHRIST CHURCH WEST	11/25/1992	Active	18	0	0	0.00%	18		13	Y	2	N	08/2025		
Exc Award (06/30/2020, 06/30/2022, 06/30/2023)																
18032	CLARENDON	10/27/1970	Active	41	0	0	0.00%	46		1	Y		N	10/2024	90+ Days	
18068	DOMINICA L C	03/15/1968	Active	25	0	0	0.00%	25		2	Y		R	06/2025	90+ Days	\$200.00
Exc Award (06/30/2022)																
55873	FREDERIKSTED TWIN CITY	06/23/1994	Active	18	0	0	0.00%	18		5	Y		R	05/2025		
18031	GRAND CAYMAN	10/06/1972	Active	105	0	0	0.00%	105		0	Y		N	07/2025		\$438.10
Exc Award (06/30/2017, 06/30/2023, 06/30/2024)																




Club Health Assessment for District 60 B through August 2025

INTERNATIONAL

			Status	Membership						Reports				Finance	LCIF	
Club Number	Club Name	Charter Date	Times in Status Quo in Past 2 Years	Current Member Count **	YTD Members Added	YTD Members Dropped	YTD Net Growth% ***	Member Count 1 Year Ago	Dropped Members Avg.Length of Service	Months Since Membership Update	Current Officers Reported ****	Current President Repeated Term	VP Reported *****	Last Date Reported Service (mm/yyyy)	Account Balance	YTD Donations
54355	GRAND CAYMAN TROPICAL GARDENS	04/16/1993	Active	65	1	4	-4.41%	60	4	0	Y		N	08/2025		\$400.00
	Exc Award (06/30/2017, 06/30/2021, 06/30/2022, 06/30/2023)															
52201	GROS ISLET	12/03/1991	Active	25	0	0	0.00%	26		3	Y		N	08/2025		\$250.00
18033	KINGSTON	02/22/1965	Active	45	0	0	0.00%	45		4	Y	2	N	07/2025		
	Exc Award (06/30/2023)															
51356	KINGSTON DOWNTOWN	02/26/1991	Active	31	0	0	0.00%	28		1	Y		N	06/2025		\$20.00
	Exc Award (06/30/2021, 06/30/2022, 06/30/2023, 06/30/2024)															
55810	KINGSTON MONA	06/08/1994	Active	56	3	0	5.66%	49		0	Y		N	08/2025		
	Exc Award (06/30/2023)															
52752	KINGSTON NEW KINGSTON	03/27/1992	Active	58	0	4	-6.45%	61	8	0	Y		N	08/2025		\$150.00
	Exc Award (06/30/2017, 06/30/2022, 06/30/2024)															
53504	KINGSTOWN-SVG L C	07/20/1992	Active	38	0	0	0.00%	39		2	Y		N	08/2025		
30535	MANDEVILLE	04/08/1975	Active	57	0	0	0.00%	53		1	Y		N	07/2025		\$570.00
56644	MICOUD	03/13/1995	Active	18	0	0	0.00%	17		4	N	None		03/2025		
18034	MONTEGO BAY	09/11/1968	Active	27	0	0	0.00%	26		0	Y		N	08/2025		
18035	NORTH ST CATHERINE	04/15/1969	Active(2)	31	0	1	-3.13%	39	56	0	Y			06/2025		\$80.00
29640	OLD HARBOUR	07/15/1974	Active	25	0	0	0.00%	26		4	Y		N	10/2024		\$50.00
101854	PORT ANTONIO	04/16/2008	Active	30	1	0	3.45%	26		1	Y		N	05/2025		
	Exc Award (06/30/2022)															
35587	PORTMORE	05/08/1978	Active	31	0	0	0.00%	31		3	Y		N	07/2025		
	Exc Award (06/30/2016, 06/30/2018, 06/30/2023)															
30163	PORUS	01/31/1975	Active	17	0	0	0.00%	19		0	N	None		02/2025		\$100.00
34109	SABA L C	06/06/1977	Active	27	0	2	-6.90%	31	20	1	Y		N	08/2025		\$40.00
	Exc Award (06/30/2022, 06/30/2023)															
18036	SAVANNA-LA-MAR	04/09/1973	Active(2)	12	0	0	0.00%	12		4	Y		N	11/2024		
52356	SCOTLAND DISTRICT	12/23/1991	Active(1)	29	0	0	0.00%	31		0	Y		N	08/2025		
	Exc Award (06/30/2018, 06/30/2020, 06/30/2022)															
15806	SINT MAARTEN	12/12/1970	Active	51	0	0	0.00%	53		2	Y		N	07/2025		\$200.00



Club Health Assessment for District 60 B through August 2025

			Status	Membership					Reports					Finance	LCIF	
Club Number	Club Name	Charter Date	Times in Status Quo in Past 2 Years	Current Member Count **	YTD Members Added	YTD Members Dropped	YTD Net Growth% ***	Member Count 1 Year Ago	Dropped Members Avg.Length of Service	Months Since Membership Update	Current Officers Reported ****	Current President Repeated Term	VP Reported *****	Last Date Reported Service (mm/yyyy)	Account Balance	YTD Donations
Exc Award (06/30/2017, 06/30/2021, 06/30/2022)																
43367	SOUFRIERE PITONS	01/16/1984	Active	19	0	0	0.00%	21		3	Y		N	08/2025		
Exc Award (06/30/2023)																
57626	SOUTH CENTRAL ST CATHERINE	12/11/1995	Active(1)	27	2	0	8.00%	23		1	Y		N	10/2024	90+ Days	
Exc Award (06/30/2023)																
30110	SPANISH TOWN	01/14/1975	Active	23	0	0	0.00%	28		2	Y		R	08/2025		
Exc Award (06/30/2024)																
30731	ST ANDREW	05/27/1975	Active	54	0	0	0.00%	55		0	Y		N	08/2025		
Exc Award (06/30/2020, 06/30/2022, 06/30/2024)																
52518	ST ANDREW CENTRAL	02/12/1992	Active	43	0	0	0.00%	40		1	Y		R	08/2025		
Exc Award (06/30/2016, 06/30/2018)																
18065	ST ANDREW'S	08/25/1971	Active(1)	26	0	0	0.00%	27		2	Y	2	N	08/2025	90+ Days	\$50.00
53363	ST CATHERINE CENTRAL	06/19/1992	Active	14	0	0	0.00%	15		3	Y		R	09/2024		\$100.00
14369	ST CROIX L C	11/01/1966	Active	14	0	0	0.00%	16		4	Y	2	R	01/2025		
51668	ST ELIZABETH SOUTH	05/28/1991	Status Quo(1)	13	0	0	0.00%	13		18	N	None		07/2024	90+ Days	
36332	ST EUSTATIUS ISLAND	12/13/1978	Active	20	0	0	0.00%	21		4	Y	3	R	05/2025		
18064	ST GEORGE'S	04/03/1965	Active	39	0	0	0.00%	31		9	Y		N	07/2025		
Exc Award (06/30/2018, 06/30/2022)																
53533	ST JAMES	07/23/1992	Active	13	0	0	0.00%	19		2	Y		N	03/2025		
135213	St John	06/20/2018	Active	27	0	0	0.00%	27		1	N	None		01/2025		\$117.00
37905	ST KITTS L C	12/04/1979	Active	53	0	1	-1.85%	34	33	0	Y		N	08/2025	90+ Days	\$50.00
Exc Award (06/30/2025)																
53364	ST MICHAEL	06/23/1992	Active	36	0	0	0.00%	34		0	Y		N	06/2025		
Exc Award (06/30/2023)																
30732	ST THOMAS	05/22/1975	Active	29	0	0	0.00%	29		0	Y		N	07/2025		
52988	ST THOMAS EAST END	04/27/1992	Active	16	0	0	0.00%	16		10	Y	2	R	04/2025		\$200.00
42665	ST THOMAS EAST ST THOMAS	05/31/1983	Active	18	0	0	0.00%	13		8	N	None		12/2024		
36136	ST VINCENT SOUTH L C	10/09/1978	Active	26	0	0	0.00%	32		1	Y		N	08/2025		
Exc Award (06/30/2023)																
18066	TORTOLA	04/27/1972	Active	66	0	0	0.00%	70		0	Y		N	08/2025	90+ Days	\$50.00



Club Health Assessment for District 60 B through August 2025

						Status				Membership				Reports				Finance		LCIF
						Times in Status Quo in Past 2 Years	Current Member Count **	YTD Members Added	YTD Members Dropped	YTD Net Growth***	Member Count 1 Year Ago	Dropped Members Avg.Length of Service	Months Since Membership Update	Current Officers Reported ****	Current President Repeated Term	VP Reported *****	Last Date Reported Service (mm/yyyy)	Account Balance	YTD Donations	
Club Number	Club Name	Charter Date																		
Exc Award (06/30/2022, 06/30/2023, 06/30/2024)			Status Quo(1)	21	0	0	0.00%	21		14	N	None		07/2024	90+ Days					
64432	UNION ISLAND	06/06/2001																		
53320	VALLEY SOUND	06/15/1992	Active	29	0	0	0.00%	31		1	Y		N	08/2025		\$90.00				
Exc Award (06/30/2021, 06/30/2022, 06/30/2023)			Active(2)	29	0	0	0.00%	30		2	Y	2	R	01/2025		\$100.00				
29297	VIEUX FORT	05/09/1974																		
Current Total Clubs Count	YTD New Clubs Count	YTD Cancelled Clubs Count	YTD Net Club Gain	Current Total Members Count	YTD Add	YTD Drop	YTD Net Growth	Member Count 12 Months Ago	Average Member Count Per Club	% of Clubs with less than 20 members	% No Officer Report in 12 Months	% of Clubs with balance 90+ days	Number of Clubs in Status Quo	% Status Quo Clubs in Financial Suspension	Number of Cancelled Clubs	Average Cancelled Club Age	Members Lost Due to Cancellation	% of Clubs Cancelled for Non-Financial Reasons		
59	0	0	0	1,992	8	17	-9	-0.45%	1,957	34	20%	7%	15%	2	0%	0	0	0	0%	

* - P - Priority Club. Cancellation Reasons: 1-Objectives/conduct, 2-Non-active club, 5-Non-existing club, 6-Disbanding, 7-Merger, 8-Financial Suspension, 9-District/Multiple District Dues.

** Red denotes below 15 active members.

*** Red denotes 20% + loss.

**** Y - all 3 (President, Secretary, Treasurer) club officers reported, N - not all 3 reported.

***** Abbreviation: N-New, IP-Immediate Past, R-Repeat.